

**Programme On Integrated Local Finances For Sustainable
Urban Development (PIFUD) in the Greater Kampala
Metropolitan Area (GKMA)**

**Contract No. C So-L A/2019/408-978
END OF YEAR 3 - NARRATIVE REPORT
November 2021 to November 2022**




Table of contents

List of acronyms.....	i
List of tables.....	ii
List of figures.....	iii
1. Description.....	1
2. Assessment of implementation of Action activities.....	2
Executive summary of the Action.....	2
Results and Activities.....	4
A. RESULTS.....	5
B. ACTIVITIES.....	14
Updated Log frame Matrix.....	38
Action Plan for Year 4.....	60
3. Visibility.....	68
EVALUATIONS.....	72
Results Oriented Monitoring.....	72
Expenditure Verification.....	72
FINANCIAL REPORT.....	73

List of figures

Figure 1: Showing Servers at LGFC.....	8
Figure 2: Participants at the Access to Green Financing Workshop.....	9
Figure 3: Visit with Minister- Mrs Dr. Ulrike Wolf on behalf of Minister Hubert Aiwanger from the Ministry of Environment and Energy in Bavaria	15
Figure 4: Visit to Quatron: A bus making company in Ausburg for Zero emission, full power and better future.....	15
Figure 5: Showing PIFUD representation at the UCLG Conference.....	16
Figure 6: Municipal council grader for Nansana Municipality.....	19
Figures 7,&8 : Nansana Municipality Revenue Mobilization team during the stakeholder sensitization exercise.....	22
Figure 9: Nansana Municipality Tax payer sensitization exercise.....	22
Figure 10: Entebbe Political team during IRAS Sensitizations.....	23
Figure 11: PIFUD sensitizations for Entebbe technical team on IRAS.....	23
Figure 12: PIFUD sensitizations for technical team at Makindye Ssabagabo on IRAS.....	24
Figure 13: PIFUD sensitizations for technical team at Makindye Ssabagabo on IRAS.....	24
Figure 14: The KCCA Executive Director handing over the IRAS system to Ministry of Local Government.....	25
Figure 15: Daily Monitor News Paper IRAS handover as at Thursday September 29 2022.....	25
Figure 16,17 &18: Administrative block for Mulago school for the deaf before renovation.....	31
Figure 19&20: Administrative block for Ntinda school for the deaf after renovation.....	32
Figure 21,22: Administrative block for Ntinda school for the deaf before renovation.....	32
Figure 23,24: Administrative block for Ntinda school for the deaf before renovation.....	33
Figure 25,26,27& 28: Classroom block for Ntinda school for the deaf before renovation	34
Figure 28 &29: Solar PV Installation works at Mulago school for the deaf	34
Figure 30 &31 Power room for the three Phase Hybrid solar system installed at Mulago School for the deaf	34
Figure 32 & 33 Solar PV Installation works at Ntinda school for Deaf.....	35
Figure 33&34 Power room for the three Phase Hybrid solar system installed at Ntinda School for the deaf.....	35

List of tables

Table 1: Summary of tax payer registered by GKMA for the period 2021 and 2022.....	6
Table 2: Revenue performance for the last five years (before IRAs and During IRAS)	7
Table 3: Busukuma Division council Revenue performance between the 9th and 13th of May 2022.....	20
Table 4: Gombe Division council Revenue performance between the 9th and 13th of May 2022.....	21
Table 5: Showing Nabweru Division council Revenue performance between the 9th and 13th of May 2022.....	21
Table 6: Nansana Division Council Revenue performance between the 9th and 13th of May 2022.....	21
Table 7: Nansana Municipal Council Consolidated Revenue performance between the 9th and 13th of May 2022.....	21
Table 8 Showing Logic Frame work.....	39
Table 9 Component 1 Intevention Logic.....	45
Table 10 Component 2 Intevention Logic.....	46
Table 11 Component 3 Intevention Logic.....	49
Table 12 Action plan for the future activities of the project.....	61

List of figures

Figure 1: Showing Servers at LGFC.....	8
Figure 2: Participants at the Access to Green Financing Workshop.....	9
Figure 3: Visit with Minister- Mrs Dr. Ulrike Wolf on behalf of Minister Hubert Aiwanger from the Ministry of Environment and Energy in Bavaria	15
Figure 4: Visit to Quatron: A bus making company in Ausburg for Zero emission, full power and better future.....	15
Figure 5: Showing PIFUD representation at the UCLG Conference.....	16
Figure 6: Municipal council grader for Nansana Municipality	19
Figures 7,&8 : Nansana Municipality Revenue Mobilization team during the stakeholder sensitization exercise.....	22
Figure 9: Nansana Municipality Tax payer sensitization exercise.....	22
Figure 10: Entebbe Political team during IRAS Sensitizations.....	23
Figure 11: PIFUD sensitizations for Entebbe technical team on IRAS.....	23
Figure 12: PIFUD sensitizations for technical team at Makindye Ssabagabo on IRAS.....	24
Figure 13: PIFUD sensitizations for technical team at Makindye Ssabagabo on IRAS.....	24
Figure 14: The KCCA Executive Director handing over the IRAS system to Ministry of Local Government.....	25
Figure 15: Daily Monitor News Paper IRAS handover as at Thursday September 29 2022.....	25
Figure 16: Administrative block for Mulago school for the deaf before renovation.....	31
Figure 17&18: Administrative block for Mulago school for the deaf after renovation.....	32
Figure 19&20: Administrative block for Ntinda school for the deaf before renovation.....	32
Figure 21&22: Administrative block for Ntinda school for the deaf before renovation.....	32
Figure 23,24, Administrative block for Ntinda school for the deaf after renovation.....	33
Figure 25, 26,27&28: Classroom block for Ntinda school for the deaf before renovation	33
Figure 29: Classroom block for Ntinda school for the deaf after renovation.....	34
Figure 30 &31 Solar PV Installation works at Mulago school for the deaf.....	34
Figure 32&33 Power room for the three Phase Hybrid solar system installed at Mulago School for the deaf.....	34
Figure 34&35 Power room for the three Phase Hybrid solar system installed at Ntinda School for the deaf.....	35
Figure 36&37 Power room for the three Phase Hybrid solar system installed at Ntinda School for the deaf.....	35

1. Description

1.1. Name of Coordinator for the grant contract:

Kampala Capital City Authority (KCCA)

1.2. Name and title of the contact person:

Edison Masereka, Manager Business Development and PPPs

1.3. Name of beneficiary(ies) and affiliated entity(ies) in the Action:

Kampala Capital City Authority (KCCA) and Municipalities in the Greater Kampala Metropolitan Area (GKMA) at political and technical levels. The Urban Authorities Association of Uganda (UAAU) and Uganda Local Government Associations (ULGA) have also be included in the overall results.

Specifically, for outputs 2.2: Nansana Municipal Council; Entebbe Municipal Council and Makindye Ssabagabo Municipal Council

The Municipal Councils of Nansana, Entebbe and Makindye Ssabagabo have been selected to receive support to implement the revenue-automated system; other GKMA municipalities and districts will benefit from the workshops and knowledge products.

1.4. Title of the Action:

Program on Integrated Local Finances for Sustainable Urban Development in the Greater Kampala Metropolitan Area (PIFUD)

1.5. Contract number:

C SO-L A/2019/408-978

1.6. Start date and end date of the reporting period:

13 November 2021 – 12 November 2022

1.7. Target country(ies) or region(s):

Uganda

1.8. Final beneficiaries &/or target groups¹ (if different) (including numbers of women and men):

The citizens of the Greater Kampala Metropolitan Area are the final beneficiaries of the improved revenue automation system, the enhanced capacity of municipalities and KCCA to invest in green urban infrastructure. The pilot projects in electric mobility and solar powered grids in schools (such as the Mu-lago and Ntinda schools for the deaf, Sacred Heart Jinja Karoli, St. Agnes Primary School and St. Andrews Primary School) and communities involve the children, youth and women in the implementation as they create training and job opportunities and as final beneficiaries of the solar investment.

1.9. Country(ies) in which the activities take place (if different from 1.7):

Uganda mostly, study trips to other African cities and Europe

“Target groups” are the groups/entities who will be directly positively affected by the project at the Project Purpose level, and “final beneficiaries” are those who will benefit from the project in the long term at the level of the society or sector at large.

2. Assessment of implementation of Action activities

Executive summary of the Action

Reminder of key information: the contract between KCCA and the European Union took effect on the 12th November 2019. KCCA and FMDV signed the joint implementation Memorandum of Understanding in January 2020 with immediate effect. Three pre-financing disbursements were received: the 1st was received in November 2019, the 2nd disbursement in June 2021 and the 3rd on 24th August 2022.

The 2021-2022 period marks an important milestone in the PIFUD program, as the implementation of the activities progressed effectively. Despite the many challenges of the previous year and the delays due to the COVID-19 pandemic, the team managed to adapt and fast track the different activities. Following the High-Level Policy Dialogue on Financing Local Government Development Plans To Achieve The NDP III and Sustainable Development Goals held on the 24th and 25th of November 2020, and the taskforce retreat from the 3rd to the 6th of May 2021, the 10 commitments of the signed aide-memoire are being discussed with the Ministry of Finance and Economic Development (MoFPED), in order to take them into account in the ongoing Cabinet Memorandum on introducing Infrastructure and Municipal Bonds on the Uganda Capital Markets. A final cabinet memo will be presented to the secretariat in 2023.

In line with the support to revenue management systems, the three beneficiary municipalities have registered tremendous progress in revenue Administration and Management since automation (For the financial years 2020/21 to 2021/22) with an increase in revenue of 240% for Nansana Municipality, 210% for Makidye Ssabagabo and 150% for Entebbe Municipality. The total tax payer registration for the 3 local governments also increased from 30,000 to over 118,923 tax payers.

During the year, the program also conducted mass stakeholder sensitizations via radio and at the beneficiary municipalities, enhanced their Local Area Network (LAN) and also procured data storage equipment for the Local Government Finance Commission (LGFC) and KCCA before handing over the Integrated Revenue Administration System to the Ministry of Local Government.

In parallel, the work on developing the Capital Investment Plan (CIP) was came to a conclusion in July 2022, with the support of one technical expert in charge of supporting the elaboration of the CIP and a consultant in charge of the organization of the institutional strengthening activities. An online CIP tool will be developed in early 2023 as a demonstration.

One mission was organized in June 2022, with the main objective to animate a workshop on Accessing Climate finance, co-organized by PIFUD and the Covenant of Mayors in Sub Saharan Africa (COMSSA). Another mission was organized in October 2022 to prepare for the coaching sessions and the investment forum planned in February 2023.

Regarding the activities linked to capital markets access through green financing, in May 2021, KCCA recruited a consultant to review the accounting policies and procedures manual. This exercise is still ongoing, and has been delayed. The final deliverable is expected in March 2023. Furthermore, the PIFUD team launched terms of references to select consultants in order to identify a green financing instrument for KCCA and analyse the condition of implementation. A pool of experts were selected in September 2022 and the mission was launched, for a period of 7 months. In parallel, FMDV signed the contract with the African Development Bank (AfDB) for co-financing this activity, for an amount of 60 000 USD.

In regard to setting up of a Living Lab and testing small-scale low carbon emission technologies, the renovation work for the roof tops for the two schools under KCCA's jurisdiction have been completed and a total of 110 (30KWP) and 145 (40KWP) solar panels (for Mulago and Ntinda schools for the deaf respectively) were installed benefiting a total of over 500 children with hearing impairments. The process for the installation of a solar hybrid system for the 2 selected schools in the Greater Kampala Metropolitan Area (GKMA) have has also been initiated. An energy audit was completed and the programme is currently concluding the procurement evaluation process to select a contractor to execute the works.

The programme procured 4 motorcycles which are currently in use by the KCCA fleet. The architectural designs to construct a charging station at Rubaga Division in KCCA were approved by the Physical Planning Committee at KCCA and the contract for construction of a charging station was signed with M/ S Jamos Construction Services Limited on 12th December 2022. From the financial perspective, the PIFUD team worked together to increase the budget absorption. An expert in charge of external Results Oriented Monitoring (ROM) mission for the Programme was hired by the European Commission and a ROM exercise was carried out from the 22/11/2021 to the 02/12/2021. The consultant recommended for an a review and update of the Programme's log frame and as such an expert to support the update of the log frame was procured by the EU Delegation.

Results and Activites

A. RESULTS

A. RESULTS

The 3rd year of implementation mainly focused on fast tracking the implementation of the activities, and recorded substantial positive progress in terms of engagement (contracts signed) and partnerships.

OUTPUT 1: STRENGTHENED ENABLING ENVIRONMENT FOR LOCAL FINANCE

Outcome 1 (Oc) "Policy, legal and regulatory framework for municipal finance is improved"

Following the first High level Policy Dialogue (HPD) held on 24 and 25 of November 2020, different linkages and coordination were made, particularly with the ongoing reform processes on the PFMA Act, (Local Government Domestic Revenue Mobilization Strategy and different amendments to Section 20(1) and 20(2)). A cabinet memorandum is currently being developed by the Ministry of Finance, Planning and Economic Development (MoFPED). Different meetings were held, which UNCDF, KCCA and the Ministry of Local Governments, participated in to advocate for the 10 actionable commitments made during the HPD to be included in the cabinet memorandum. **A final cabinet memo will be presented in December 2022. The memorandum provides a regulatory framework for infrastructure and municipal bonds to be introduced to the Uganda Capital Markets.**

OUTPUT 2: UPSCALED LOCAL FINANCE TO FOSTER INNOVATION**Outcome 2.1 (Oc) "Capacities of KCCA and GKMA secondary cities own source revenue mobilization, are improved"**

During this 3rd year, the support to GKMA's municipalities to improve their capacity for own-source revenue mobilization was continued with the IRAS program through (i) Development, upgrade and deployment of new IRAS functionalities; (ii) Trainings for Municipal Staffs on usage of IRAS; (iii) Providing Tools to support municipalities in their revenue mobilization efforts; (iv) Supporting field enumeration of taxpayers; and (v) IRAS System technical backstopping.

The three secondary cities of Nansana, Makindye Ssabagabo and Entebbe have registered tremendous progress in revenue collections, thanks to the implementation of IRAS. Some of which include;

- i) The roll out of the Integrated Revenue Administration System (IRAS) to all divisions, sub counties for tax base-widening.
- ii) Automatic reconciliation of books of Accounts with the Uganda Revenue Authority (URA), since the IRAS system is already interfaced with the country's e-tax system.
- iii) Automated revenue mobilization and monitoring tools are now being used. For example, use of the Point of Sale Machines (POS devices)

Since implementation of the IRAS, over 240% in Nansana and 210% in Makindye Sabagabo, 150% in Entebbe MC of revenue increase has been reported. Moreover, taxpayer registration has increased to over 118,923 from 30,000 tax payers for the financial years 2020/21 to 2021/22 in Nansana, Makindye Ssabagabo and Entebbe. Due to automation of the system, costs to collect taxes have also reduced.

Table 1: Summary of Tax payers registered by GKMA for the period 2021 and 2022

Local Government	Total Tax Payers Registration by June 2021	Total Tax Payers Registration by June 2022
Nansana	28,293	74,328
Makindye Ssabagabo	20,163	29,595
Entebbe	4,958	15,000
Total	53,414	118,923

Nansana Municipal Council, who has been using IRAS since 2019 has doubled their previous collections from UGX 2 billion in 2017/18 before introduction of IRAS to UGX 5.4 billion the Financial year 2021/22. In terms of Assessments, the Municipality has also more than tripled its assessments from UGX 3,842,447,420 in 2018 to UGX 20,598,118,940 in 2022. The Municipality taxpayers register has also tripled from 12,812 in 2018 to a total of 74,328 by June, 2022.

Table 2: Revenue performance for the last five years (before IRAs and During IRAS)

COLLECTIONS PER FINANCIAL YEAR					
	Before IRAS		After IRAS		
Local Government	2017/18	2018/19	2019/20'	2020/2021	2021/2022
Nansana		3,974,311,888	2,856,122,628	3,834,709,776	5,414,365,031
Makindye Ssabagabo	3,026,158	3,123,097,200	2,515,282,096	2,606,963,587	3,862,440,721

The system has also:

Reduced turnaround time to obtain revenue receipt and certificate after payment which has reduced from 30 days to 5 minutes.

It has enhanced the enforcement process through automatic and real time assessment and billing modalities.

Improved accountability, monitoring and reporting since the system has modules that provide real time customized reports.

During the year, Centralized asset management was improved through the purchase of central data servers to enhance data management and storage which have improved system stability and reliability. The servers are being hosted at the Uganda Local Government Finance Commission for all Local Governments Automating Revenues to store and back up their data assets. The contract was signed on the 6th of December 2021 and the data storage system was handed over to the Local Government Finance Commission on the 27th of September 2022 by the Executive Director KCCA.



Figure 1: Showing servers at LGFC

The program also procured hardware to improve data storage and back up in the revenue management systems for Kampala Capital City Authority. A contract was signed with M/s Sybyl Limited on 26th of April 2022 and the works were completed in September 2022.

Stakeholder sensitizations were also conducted between May and June 2022 for the beneficiary municipalities. The main objective of the activity was to improve on the local revenue collection and to create awareness of the new payment mode for the local revenue Integrated Local Revenue Administration System. This greatly enhanced the revenues collected for the year.

Furthermore, following the workshop on Land Based Financing, the Global Land Tool Network (GLTN) invited FMDV and the PIFUD team to present the case of Kampala during one of their learning series on land based financing. The Mayor of Nansana was invited to present the challenges and progress allowed by IRAS. The exercise was interesting as it helped put into perspective Kampala’s context and PIFUD’s support. In a similar vein, Ms. Saphina Nakalembe, Principal Treasurer of Makindye Ssabagabo, was also invited as a keynote speaker in a webinar organized by the French Development Agency (AFD). Her presentation focused on MSMC’s experience of enhancing the tax systems to develop local government financing tools, through the example of IRAS.

Between March and April 2022, the program supported assessment of at least 3 entities in the GKMA using the TADAT tools and the reports are now ready for dissemination. These included KCCA, Wakiso District and Makindye Ssabagabo Municipality. The reports generally, unearthed significant weakness in revenue administration across all the nine areas that were assessed.



Figure 2: Participants at the Access to Green Financing Workshop held between the 31st of May 2022 and 2nd June 2022 at Mestil Hotel Kampala.

Outcome 2.2 (Oc) "Capacities of KCCA and GKMA cities to access capital markets are improved"

Following the different inception meetings, FMDV selected a pool of experts comprised of one international expert, in partnership with two national experts, specialized in private sector and public finance in Uganda, to assess the debt and financial situation of KCCA, and to analyse relevant green instruments that can be applied with the risks and opportunities, including a green bond.

A first mission was organized between 3rd to 13th of October 2022. This mission was the opportunity to seek guidance from KCCA and relevant stakeholders on the detailed scope/methodology of the assignment, and to gather inputs from KCCA for the assessment of its financial performance and of its investment planning capacity. The mission entailed meeting with various relevant stakeholders, in coordination with KCCA and FMDV. The final deliverable will be a recommendation for KCCA on a green financing instrument to front in the space of municipal finance.

Lastly, despite initial delays, the first procurement for the review of the Accounting Manual and policies was finalized and the gap analysis report together with inception report were completed in August 2021. The second contract was signed in October 2022 and next phase is expected to be completed in March 2023.

Furthermore, UNCDF with the support of the other co-pilots of PIFUD, prepared terms of reference to develop a National Municipal pooled financing instrument. VNG was selected and an inception report was delivered in November 2022.

Outcome 2.3 (Oc) "To strengthen capacities for developing PPPs and attracting public and private investments"

This is scheduled for year 4.

OUTPUT 3: INCREASED INVESTMENTS FOR SAFE, AFFORDABLE, LOW-CARBON SERVICES AND INFRASTRUCTURE THROUGH ROBUST EFFICIENT SMART SOLUTIONS**Outcome 3.1 (Oc "Metropolitan Investment tools are developed to guide GKMA cities in their choices"**

A technical expert and a capacity building consultant were contracted in August 2021 to design a Capital Investment Plan. The implementation period was completed in July 2022.

One project scoping template was created in order to support local governments to profile their priority projects. This template supported the local governments prepare to fill out the national template, which is more complex.

A pre-CIP template was created and accompanied by a guiding document. This template allowed us to showcase the functionality of the tool, where the objectives are to have an overview and a visibility on the different sectors, and the maturity stage of the various profiled projects in the GKMA area. It allows a user to identify the needs for project preparation and to monitor the implementation of the GKMA LED Strategy. The objective is to transform the excel template into a more dynamic and interactive web platform. Terms of references for the development of an online tool/web platform were launched, with the beta version due to be launched at the Urban Investment Forum, currently scheduled for February 2023. The platform aims to spatially map all projects under consideration across the GKMA, disaggregated by sector and by jurisdiction. This platform will be fed with data collected during the project profiling exercise done with the local governments in May/June 2022.

Finally, a roadmap was provided in order to support the operationalization and scale up of the tool. The challenges of the process were many, namely: data collection and accuracy, ownership from the LG and MoKMA, and technical staff being overstretched between institutional processes and project development/project preparation under the GKMA Urban Development Programme.

In parallel, a series of workshops were organized, one being on Own Source Revenue and Land Based Financing in November 2021, and the 2nd one on Accessing climate finance for GKMA in May 2022. The 2nd workshop was co-organized by PIFUD and COMSSA. It highlighted different aspects regarding climate finance, linked to project preparation, business models, creditworthiness etc.

Outcome 3.2 (Oc) "Cooperation with public and private stakeholders on financing local development is improved"

Coaching sessions were designed to be conducted in three phases. In the reporting period, the 8 local governments were bilaterally engaged to propose projects that they would have fronted for pitching in slated Urban Investment Forum in October 2022. This was followed by parallel coaching sessions on the 3 selected projects for targeted coaching with Wakiso District(Agro processing Zone), Entebbe Mc (Sports Arena and Market conjoined) and Nansana(Taxi park Development) between October 2022 and November 2022. The Second and third coaching sessions were planned to be undertaken outside the reporting period.

Outcome 3.3 (Oc)"Pilot projects, Living Labs in Kampala and GKMA secondary cities on renewable energy are implemented"

This outcome refers to three pilot projects on renewable energy, namely: on e-mobility, solar panels in 4 schools and the installation of mini grids in two communities.

The design and installation of the charging station as planned has been significantly delayed. This is therefore expected to impact the testing of the business model and the creation of new jobs.

In regard to the hybrid solar systems, a total of four schools were selected: two in Kampala and two in the Greater Kampala Metropolitan Area. The works at the two KCCA schools (Ntinda School for the deaf and Mulago school for the deaf) that have been co-beneficiaries of the pilot investment in an integrated solar delivery system are at completion stage. The renovation works for the Administrative block at Mulago School for the deaf was also completed in April 2022.

The renovation works for the classroom block at Ntinda School for the deaf was completed in November by Ms. Bukos Engineering Services Limited. The structures were handed over to the school Administration to avoid disruption of studies. The renovation at Ntinda school for the deaf also included improvements on the walkways and landscaping of the school which work was spearheaded by the Directorate of Physical planning at KCCA. Lessons learnt include: lengthy procurement process as well as the long implementation process. Delays have mainly been due to the closing of the schools and the additional pressure of the KCCA Procurement Unit following reduction in staffing levels. As a result, this may affect the implementation of project activities in year four.

On October 7th, 2021, a call for proposals was issued by UNCDF to all the GKMA Local Governments requesting for submission of concept notes for the solar mini grids. The process was made competitive, and the following projects proposals were received from the Local Governments:

- Goma Ongrid Electrification Project (GOEP), developed and submitted by Mukono Municipality.
- Katikolo Electrification Project (KEP), developed and submitted by Mukono Municipality.
- Kome Solar Powered Grid Project: developed and submitted by Mukono District Local Government.
- Proposed Supply of Solar Powered Grid to Bussi Island, developed and submitted by Wakiso District Local Government. and
- Buyiga, Mini Solar Grid Project, developed and submitted by Mpigi

District Local Government.

On the 23rd of September 2022, the Five Local Governments were invited to present their projects for further input and guidance to the Solar Project steering committee meeting attended by over 25 participants from the KCCA, Mukono, Wakiso, Mpigi, Makerere University, Private sector mini-grid developers (Xsabo energy, Equatorial power, Winch Energy- who were invited as observers), Ministry of Kampala and Metropolitan Affairs, Ministry of Energy and Mineral Development. The meeting agreed to organise a mission under the leadership of the Ministry of Energy and Mineral Development to the 5 different sites to guide the final decision of the successful Local Governments. The Mukono and Wakiso projects looked more attractive to the members and private sector. The MoEMD is yet to organise this field mission.

In order to support attract additional financing and equity providers towards these projects, the Local Governments were encouraged and supported to submit these and other projects for the International Municipal Investment Fund Technical Assistance Facility and the following projects from the GKMA were so far pre-selected to go for next stages. As a result, this activity may not be completed by November 2023.

B. ACTIVITIES

Two steering committees were organized in July and September/October 2022. The meetings were the opportunity to gather the three municipalities' representatives and the key partners, and to hear their feedback on the programme's performance. As per the operational framework, monthly co-pilot meetings were held between KCCA and FMDV to coordinate the implementation.

Three travels were organized for the FMDV team based in Paris and for the consultants contracted to follow up on the activities. The first field visit was organized in May/ June 2022 with the objectives of preparing and animating the workshop on Access to Climate Finance. The second field visit was organized in October 2022 with the main objective to deep dive into the projects profiled through coaching sessions, and prepare the Investment Forum through meetings with key stakeholders.

On invitation by the Honorary Consul of the Republic of Uganda to Bavaria, KCCA officials, between the 24th and 30th of April 2022, traveled to the cities of Munich and Augsburg on a peer-to-peer learning tour to the cities to benchmark on best practices on waste management and public transport modalities. The KCCA delegation, which was led by the Executive Director, had an opportunity to exchange ideas from the cities' technology innovators and politicians on how best to adapt the German technical solutions and best practices to the Kampala context. KCCA was represented by seven (07) technical staff and one (01) political leader. The travel was funded by both PIFUD and the Weyonje Project (Funded by the Bill and Melinda Gates Foundation).

The KCCA PIFUD Manager, together with the Deputy Director Strategy and Business Development, also traveled to South Korea to attend the World Congress and Summit of Local and Regional Leaders (UCLG) which took place between the 10th and 14th of October 2022. This was also an opportunity for KCCA to participate in the FMDV Board Meeting.

The KCCA PIFUD Manager, at the invitation of the European Union delegation to the Republic of South Africa, also represented the Program at the European Commission funded seminar on "Territorial approaches to local Development" between the 26th and the 28th of October 2022 in Johannesburg, South Africa.

Strong partnerships were also developed with different key partners. First, with development partners who showed clear interest in the work developed under PIFUD especially around access to capital markets and green instruments. Particularly the African Development Bank who brought in co financing amounting to 60 000 USD (Euros 55,500) to support the Green Financing activity.

The European Commission hired a consultant to provide support for the revision of the PIFUD logical frame work. The exercise was conducted from the 13th of April to the 29th of April 2022 for a period of two weeks. A revised log frame was shared and will be used in this reporting period and thereafter updated in the OPSYS system.



Figure 3: Visit with Minister- Mrs Dr. Ulrike Wolf on behalf of Minister Hubert Aiwanger from the Ministry of Environment and energy in Bavaria



Figure 4: Visit to Quatron: A bus making company in Ausburg for Zero emission, full power and better future

Figure 5: Showing PIFUD representation at the UCLG conference



Deputy director strategy and business development at KCCA with the KCCA PIFUD Manager

Results 1: To improve the policy, legal and regulatory framework for municipal finance

Activity 1.1.1.1 Organization of two (2) high level policy dialogue workshops with central and local authorities and other appropriate partners on localizing finance to evaluate and adjust the enabling environment, and to secure long-term local finance for GKMA and more broadly for Uganda's local authorities.

The 2nd Policy Dialogue will be organized during the Investment Forum in February 2023.

Activity 1.1.1.2 Draft recommendations for revised policy, legislation, and regulations to fill current gaps in the legal framework for municipal finance with a specific focus on green/pooled bonds for Uganda's local authorities.

The activity was completed in year 1

Activity 1.1.1.3 Organize three high-level advocacy meetings with key decision makers to apply the recommendations (Ministry of Finance, Planning & Economic Development, Parliamentary oversight committees responsible for legal affairs, Cabinet, President).

One high level advocacy meeting was organized in year 1

Result 2: Up scaled local finance to foster innovation

Result 2.1: Capacities of KCCA and GKMA secondary cities own source revenue mobilization is Improved

Activity 2.1.1.1 Organize 1 peer learning training workshop to share and explore the solutions and conditions of success for increasing tax collection, based on the success of KCCA and other African Cities.

This activity was conducted in year 1 and year 2

Activity 2.1.1.2 Realization of 1 guidebook that will share practices from Uganda, Africa and other parts of the world to increase sustainably the revenue mobilization of local tax collection.

This activity will be conducted in year 4

Activity 2.1.2.1 support to the secondary cities to document, reengineer and automate their revenue management systems (implement the Integrated Local Revenue Administration System to 3 secondary cities in GKMA; Readiness Assessment, documentation of business processes, workflows and regulations, system improvement, testing and activation, procurement of hardware and establishment of centralized database).

Key highlights:

During the year, support to GKMA secondary cities to document, reengineer and automate revenue management systems continued for the three municipalities: Nansana, Makindye Ssabagabo and Entebbe. This included the implementation of the interface between IRAS and URA's e Tax, improvement of network connectivity in the beneficiary municipalities, improvement of data storage at KCCA & LGFC, Stakeholder sensitizations and the handover of the IRAS system to the Ministry of Local Government.

To date, the three secondary cities of Nansana, Makindye Ssabagabo and Entebbe have registered tremendous progress in revenue administration and management some of which include;

- The roll out of the Integrated Revenue Administration System (IRAS) to all divisions, sub-counties for tax base-widening.
- Automatic reconciliation of books of Accounts with the Uganda Revenue Authority (URA), since the IRAS system is already interfaced with the country's e-tax system.
- Use of automated revenue mobilization and monitoring tools -Point of Sale Machines (POS devices)
- Use of centralized asset management (central data servers) which has improved data management and storage thus enhancing system stability and reliability. The servers which were procured by the program are being centered at the Uganda Local Government Finance Commission for all Local Governments Automating Revenues to store and back up their data assets.

Benefits obtained by secondary cities

All the three GKMA secondary cities have registered several achievements and benefited from the IRAS system as indicated below.

Nansana Municipality

1. Procurement of one Municipal Council Grader for upgrading Roads which was achieved through the growth of revenue from UGX 3,834,709,776 to UGX 5,414,365,031 following the implementation of IRAS in the financial years 2020/21 and 2021/22.



Figure 6: showing municipal council grader for Nansana Municipality

2. 20 acres of land procured for waste management at Menvu-Busukuma
3. 12 motorcycles for Revenue Mobilization have been procured
4. 2 Double cabins for the Mayor and Town clerks have been purchased
5. Feasibility Studies and Designs for the Roads and other projects have been done
6. Annex Building for Municipality staff has been improved
7. Roads within the Municipality have been improved

Makindye Ssabagabo Municipal council

1. Procured a grader for road upgrading costing UGX 1 billion
2. Conducted feasibility studies for roads to be upgraded under the GKMA Urban Development Program
3. Procured two pickups to support revenue mobilization and accountability
4. Implemented Computer Aided Property Valuation that increased the property rateable value from UGX 77 billion to UGX 222 billion.

Entebbe Municipal council

1. Procured motorcycles for Revenue Mobilization
2. Procured 2 Double cabins for the Mayor and Town clerks
3. Conducted Feasibility Studies and Designs for the Roads and other

projects

4. Opened up roads for the Municipality

Between May and June 2022, Stakeholder sensitizations were conducted for the beneficiary municipalities based on the Municipal needs assessment of stakeholder groups conducted by the Municipalities.

The intervention by Nansana Municipality focused on improvement of local revenue collection and creating awareness for the new payment mode on the Integrated Local Revenue Administration System. The exercise was carried out between the 9th and the 13th of May 2022 in the different divisions i.e. Busukuma, Gombe, Nabweru and Nansana.

The sensitizing team comprised of the PIFUD team, members from the revenue department at the Municipal Council plus the division staff and revenue mobilization team members. The team had to be big enough so as to help cover a large proportion of the municipality. The sensitization exercise lasted for five days.

The methodology used was mainly;

- Carrying out field visits
- Creation of Hubs in the various wards to act as points of assessments for the various sources
- Drives to create awareness of the venue for the Hubs
- Door to door sensitizations
- Monitoring and inspection of the compliance of tax payers in the field especially in the area of Business Licenses and also check for authenticity
- Using Community radios.
- Sending E-messages reminding taxpayers to pay and where.

Achievements

Taxpayer compliance was improved during the exercise.

Table 3: Showing Busukuma Division Council comparative Revenue performance for the period ended 9th to 13th May 2021 & 2022

DESCRIPTION	REVENUE PERFORMANCE FOR THE PERIOD 9TH TO 13 MAY, 2021			REVENUE PERFORMANCE FOR THE PERIOD 9TH TO 13 MAY, 2022		
	No.of Registration	Assessment	Collection	No.of Registration	Assessment	Collection
Trade License	2	357,500	395,000	82	14,085,750	5,395,500
Local Hotel Tax	-	-	-	-	-	-
Property	1	522,000	100,000	7	1,440,960	4,136,700
Outdoor Advertising	-	-	0	3	150,000	
Other Non Tax Revenue	5	1,289,683	1,881,943	34	11,878,246	9,299,510
Local Service Tax	1	50,000	50,000	8	890,000	250,000
Operational Permit	1	300,000	300,000	2	360,000	360,000
Total	10	2,549,183	2,726,943	136	28,804,956	19,441,710

Table 4: Showing Gombe Division Council Comparative Revenue Performance For the period Ended 9th to 13th May 2021 & 2022

DESCRIPTION	REVENUE PERFORMANCE FOR THE PERIOD 9TH TO 13 MAY, 2021			REVENUE PERFORMANCE FOR THE PERIOD 9TH TO 13 MAY, 2022		
	No. of Registration	Assessment	Collection	No. of Registration	Assessment	Collection
Tax Head						
Trade License	43	7,130,500	4,932,250	211	0,967,750	2,446,000
Local Hotel Tax	-	1,234,000	-	-	180,000	180,000
Property	25	7,781,482	7,887,873	23	11,505,520	8,395,160
Outdoor Advertising	2	150,000	50,000	3	300,000	350,000
Other Non-Tax Revenue	15	5,572,257	4,528,868	50	11,614,989	9,940,619
Local Service Tax	4	715,000	50,000	22	3,115,000	2,655,000
Market Rent	-	-	-	-	1,500,000	-
Operational Permit	-	-	-	4	1,960,000	2,460,000
Total	89	22,583,239	7,448,991	146	1,143,259	6,426,779

Table 5: Showing Nabweru Division Council Comparative Revenue Performance For the period Ended 9th to 13th May 2021 & 2022

DESCRIPTION	REVENUE PERFORMANCE FOR THE PERIOD 9TH TO 13 MAY, 2021			REVENUE PERFORMANCE FOR THE PERIOD 9TH TO 13 MAY, 2022		
	No. of Registration	Assessment	Collection	No. of Registration	Assessment	Collection
Tax Head						
Trade License	39	5,757,500	4,880,000	73	2,248,500	4,547,000
Local Hotel Tax	-	-	-	2	855,000	780,000
Property	14	2,282,430	2,894,307	0	23,128,226	2,940,870
Outdoor Advertising	2	270,000	200,000	26	12,100,000	4,900,000
Other Non-Tax Revenue	6	1,015,040	1,844,188	0	7,773,190	1,347,802
Local Service Tax	3	250,000	250,000	29	6,300,000	3,300,000
Operational Permit	-	-	-	4	4,600,000	-
Total	64	9,574,970	9,068,495	134	27,004,916	22,815,672

Table 6: Showing Nansana Division Council Comparative Revenue Performance For the period Ended 9th to 13th May 2021 & 2022

DESCRIPTION	REVENUE PERFORMANCE FOR THE PERIOD 9TH TO 13 MAY, 2021			REVENUE PERFORMANCE FOR THE PERIOD 9TH TO 13 MAY, 2022		
	No. of Registration	Assessment	Collection	No. of Registration	Assessment	Collection
Tax Head						
Trade License	27	4,672,000	3,110,000	429	3,884,000	3,489,750
Local Hotel Tax	0	165,000	465,000	-	150,000	765,000
Property	8	3,709,409	4,682,728	40	13,612,961	2,706,001
Outdoor Advertising	1	150,000	-	21	5,000,000	2,750,000
Other Non-Tax Revenue	14	1,242,000	1,064,000	57	6,375,590	2,783,400
Local Service Tax	1	-	2	5	3,890,000	3,990,000
Operational Permit	-	-	-	4	3,400,000	800,000
Total	51	9,938,409	9,321,728	76	106,312,551	72,284,151

Table 7: Showing Nansana Municipal Council Consolidated Comparative Revenue Performance for the period ended 9th to 13 May 2021 & 2022

Description	REVENUE PERFORMANCE FOR THE PERIOD 9TH TO 13 MAY, 2021			REVENUE PERFORMANCE FOR THE PERIOD 9TH TO 13 MAY, 2022		
	No. of Registration	Assessment	Collection	No. of Registration	Assessment	Collection
Tax Head						
Trade License	111	17,917,500	13,317,250	895	151,186,000	105,878,250
Local Hotel Tax	0	1,399,000	465,000	3	1,185,000	1,725,000
Property	48	14,295,321	15,564,908	100	49,687,667	8,178,731
Outdoor Advertising	1	570,000	250,000	53	7,550,000	8,000,000
Other Non Tax Revenue	40	9,118,980	9,318,999	191	37,642,015	8,371,331
Local Service Tax	9	1,015,000	350,000	84	14,195,000	1,019,500
Market Rent	0	0	300,000	-	1,500,000	-
Operational Permit	-	1,300,000	2,726,943	14	0,320,000	3,620,000
Total	214	44,615,801	42,293,100	1,340	283,265,682	195,968,312

Figures 7&8: Showing Nansana Municipality Revenue Mobilization team during the stakeholder sensitization exercise



Figure 9: Showing Nansana Municipality Tax payer sensitization exercise

- The intervention by Entebbe Municipality was to improve on the local revenue collection and to create awareness of the new mode of payment on the Integrated Local Revenue Administration System by sensitizing both the political and technical teams. A total number of 110 Stakeholders were sensitized on the 15th of June 2022.

Figure 10: Showing Entebbe Political Team during the IRAS sensitization




Figure 11: Showing PIFUD sensitizations for Entebbe Technical Team on IRAS

- The intervention by Makindye Ssabagabo Municipality was to improve on the local revenue collection and to create awareness of the new payment mode for the Integrated Local Revenue Administration System by sensitizing both the political and technical teams. A total of 214 Stakeholders were sensitized between the 28th and the 30th of June 2022.

Figure 12: showing PIFUD sensitizations for Technical team at Makindye Ssabagabo on IRAS



Figure 13: Showing PIFUD sensitization for technical team at Makindye Ssabagabo on IRAS.

Following the completion of the system designs and system developments, KCCA handed over IRAS to the three beneficiary Municipalities of Entebbe, Makindye Ssabagabo and Nansana and the data center to LGFC on the 27th of October 2022. The function was attended by representatives from the European Union, the Executive Director KCCA, representatives from the Ministry for Kampala Capital City and Metropolitan affairs, Development partners, MDAs and representatives from the GKMA. The system is currently enhanced with the IRAS Mobile Application; integration of the Geographical Information System (GIS) and computer-aided property valuation; taxpayer Ledger Management Process, the citizen’s feedback system, the billing and assessment module, the Amendments process, the Dashboard statistical reports module, configuration of the tender fees revenue source, and the audit trail management process. Following the development of the IRAS mobile application, the revenue system can now be accessed through the web, on Point-of-sale gadgets and using mobile phones

Figure 14: Showing the KCCA Executive Director handing over the IRAS system to Ministry of Local Government

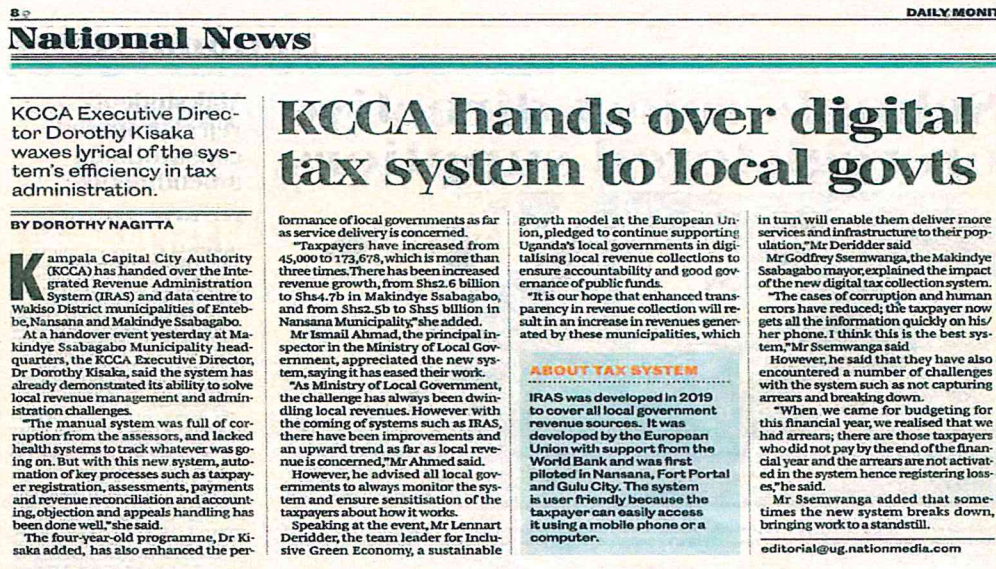


Figure 15: Showing Daily Monitor News Paper IRAS handover as at Thursday September 29th 2022

Activity 2.1.3.1 Organization of 1 training workshop on “Land Based Financing”, developed together

with UN-Habitat and the Global Land Tool Network on land management on the topic of how to finance urban development on the basis of land value increase, while improving land management, transparency and tenure security.

Activity 2.1.3.2 Realization of a 1 guidebook on Land Based Financing with UN-Habitat with guidance and recommendations to use land based financing mechanisms and illustration from existing practices.

Key highlights (Activities 2.1.3.1&2):

Following the workshop that was held from the 15th to the 18th of November 2021 on Land Based Financing, the PIFUD program was invited to the learning series organized by the Global Land Tool Network (GLTN) to present the program and more specifically the main context and results on own source revenue and LBF in the Greater Kampala and in Uganda in general. The learning session was focused on “Leveraging Land for Delivery of Services, Building the Social Contract and Promoting Peace and Security”. FMDV presented the program and the main activities of the PIFUD and the Mayor of Nansana shared her experience from a local government perspective.

Result 2.2: Capacities of KCCA and GKMA cities to access capital markets are improved

Activity 2.2.1.1: Organization of a training workshop for KCCA and GKMA to improve creditworthiness to access the capital market. With experiences of Johannesburg.

This activity is planned for year 4

Activity 2.2.2.1: Technical assistance to KCCA for transaction advisory to finalize the issuance of the KCCA’s Green Bond: administrative financial process and roadmap

Activity 2.2.3.1: A training workshop on Local Green Bond Issuance: based on GKMA contexts, technical, financial and legal conditions of success and experiences from other cities in Africa and the rest of the World (Johannesburg & Paris amongst others). Content provided by external experts (Climate Bond Initiative already agreed to contribute) and city representatives.

Activity 2.2.3.2: Realization of a Guidebook introducing the overview, the modalities and condition of success to implement Local Green Bonds in Uganda, mixing a technical approach with illustration from concrete experiences in Africa and the rest of the World

Key highlights (Activities 2.2.2.1, 2.2.3.1 and 2.2.3.2):

A workshop was organized in June 2022 in partnership with COMSSA on access to climate finance. A session was dedicated to creditworthiness, and was led by David Painter, international expert (online) which raised awareness on the best practices of how to improve a city’s creditworthiness.

Furthermore the main objective of the green financing activities in PIFUD is to strengthen the capacities of GKMA secondary cities to access the capital market through debt instruments, particularly green bonds and pooled bonds. More specifically, the activities aim to:

- Improve the capacities of KCCA and GKMA on Capital Market, access and particularly Green Bonds through training activities, knowledge dissemination and technical assistance.
- Support KCCA in obtaining an improved credit rating and issuing a green bond

The terms of reference to hire a consultant were published in May 2022 and 3 offers were received. Two applications stood out, and these two profiles appeared complementary. The evaluation committee was composed of 2 persons from FMDV and 1 person from KCCA. Joshua Gallo, in partnership with a national consultant, received the highest evaluation rate. However, after consultation with KCCA, and following different negotiations it was decided that a pool of 3 consultants who seemed to be very complementary with each other was the best way forward, and the 2 national consultants would be supervised by Joshua Gallo.

A launching meeting was held on the 13 of September, and an inception mission was organized between the 3rd to the 13th of October 2022.

The final deliverable is expected to be delivered in March 2023.

In parallel, the contract was signed by FMDV and the African Development Bank to have additional fundings as co-financing for this component (60 000 USD).

Activity 2.2.3.3: Strengthen financial management and Reporting systems for KCCA & GKMA secondary cities (cash management, grants management & reporting etc.)

Activity 2.2.3.4: Realization of updated accounting manual, financial management system and KCCA sub-national debt management strategy

Key updates (Activities 2.2.3.3 and 2.2.3.4):

Following the expiry of the first contract which was signed with MS/KPMG as a result of the second wave of Covid -19 in 2021, another contract was signed with the same consultant and work is expected to be completed in March 2023. The scope of work will cover the review of the existing accounting and financial procedures including a review of the policies and procedures, develop a debt Management Policy & strategy/ Accounting Framework develop an assets Management Policy & Strategy (Roads, street-lights, signals, bridges, drainages etc.) and finally develop procedures for accounting for Public Private Partner-ships.

Activity 2.2.3.5: Credit rating for KCCA for 3 years

This activity will be undertaken in year 4, after the finalization of Activity 2.2.3.4.

Activity 2.2.3.6: A training workshop on Subnational Pooled Financing Mechanisms: technical, financial, and legal conditions of success to jointly access the capital markets and illustrate the content with practical case studies and experiences from other regions in the world.

Key updates (Activities 2.2.3.5 and 2.2.3.6):

KCCA and FMDV supported UNCDF in drafting terms of reference for a technical assistance on designing a National Pooled Financing Mechanism tailored to the needs of local governments and cities in Uganda. The consultant was expected to conduct work between October and December 2022. The consultant has since developed an inception report which was discussed on November 3rd 2022.

Result 2.3: To strengthen capacities for developing PPPs and attracting public and private investments

Activity 2.3.1.1: Organization of 1 peer learning to share and explore the modalities and conditions of success of local PPP for KCCA and GKMA's secondary cities. The content will be brought by experts in that topic along with peer to peer learning from experiences from the cities of Paris and Johannesburg and other African cities.

Activity 2.3.1.2: Realization of 1 guidebook on conditions and modalities of building effective local PPPs that will share inspiring (good and bad) practices from Uganda, Africa and other parts of the world.

Activity 2.3.2.1: Preparation of 3 concrete PPP projects that will be developed under "Living Labs" Small size projects (e.g. public street lighting, renewable energy mini grids using school and markets roofs) to achieve commercial and financial close.

Activity 2.3.3.1: Organization of a peer learning workshop on attracting public and private investment at local level, to present and introduce existing modalities and mechanisms. It will bring practitioners and public and private investors along with other cities that have developed effective strategies and mechanisms to secure private investment for a sustainable urban development.

Activity 2.3.4.1: Realization of a guidebook and an on-line "one stop shop" for climate smart project preparation facilities developed by donors and a pipeline of climate smart capital investments addressed to

Local Governments

Key updates (Activities 2.3.1.1, 2.3.1.2, 2.3.2.1, 2.3.3.1, 2.3.4.1):

This activity will be held in Year 4.

Results 3: Enhanced investments for safe, affordable, smart and low-carbon services and infrastructure through robust efficient smart solutions

Result 3.1: Metropolitan Investment tools are developed to guide GKMA cities in their choices

Activity 3.1.1.1: Realization of 1 guidebook on conditions and modalities of building integrated investment plans at regional and metropolitan levels

Activity 3.1.1.2: Design of a metropolitan investment plan: organization of a collaborative workshop on methodology, guidance to and modalities to design investment plans at metropolitan level and share experiences with other metropolitan areas. The workshop will lead to consultative meetings and the formulation of a metropolitan investment plan

Activity 3.1.1.3: Approval process of the metropolitan investment plan

Activity 3.1.2.1: Realization of an online tool for capital investment planning & project preparation and management based on the KCCA CIP model and accessible to GKMA

Key updates:

PIFUD identified the Metropolitan Capital Investment Plan (CIP) as a dynamic tool to link the National Development Programming and the Metropolitan Strategic Vision and to allow the jurisdictions to increase their prioritization capacities through identification of funding requirements and opportunities over a scheduled timeline, as well as future costs and revenues that can be captured from it.

Over a twelve-month period, PIFUD designed and introduced initial forms and questionnaires that capture information on projects under consideration by the local governments that make up the GKMA, demonstrating high potential for the use of the CIP process.

More specifically the following steps have been conducted by the PIFUD team:

- General discussions and socialization of the need for a capital investment plan, harnessing the excitement of key decision-makers across the GKMA and confirming that a comprehensive approach is more likely to yield better results than individual approaches.
- Conducting a workshop and several field visits and trainings (2 general trainings on project development cycle and 2 trainings on the pre-CIP template) to various Local Governments to fill out the project profile template. These trainings served as a “learning-by-doing” process to identify bottlenecks and further strengthen capacity of these LGs to address capital investment planning challenges and objectives within their districts and municipalities
- Preparation of a long list of needed urban infrastructure investments aligned with submissions made to coordinating bodies, including the National Planning Authority and the GKMA as well as funders such as the World Bank.

Review of the status of projects in the project list, determining their maturity (i.e., concept, pre-feasibility, feasibility, full financial model, under construction).

ToRs to select a webdesigner to transform the CIP template into an online tool were launched in August 2022. The objective of the online tool is to promote the first batch of CIP projects (data for around 20 projects have been collected thus far) and to put together relevant information on the CIP process.

2 offers were received at the end of the application period. Interviews with both companies that had applied were held on 26 September 2022, with the interview panel consisting of 2 members from FMDV, and 1 representative from KCCA and MoKCC&MA respectively.

Result 3.2: Cooperation with public and private stakeholders on financing local development is improved

Activity 3.2.1.1: GKMA's and private solutions providers on urban priorities such as energy efficiency, water management, sanitation, waste, transport, public lighting and urban infrastructures. Those private solutions providers will be mobilized from Uganda, Africa and Europe.

Activity 3.2.2.1: Organization of a study tour in Europe to meet with cities and technology providers, visit cities with innovative projects that have been developed with private technology providers from at least 2 countries: France and Germany, Brussels or Spain.

Key updates:

All activities pertaining to Result 3.2 have been scheduled to commence in year 4 (2023).

Result 3.3: Pilot projects, Living Labs in Kampala and GKMA secondary cities on renewable energy, and urban regeneration for selected neigh-borhoods are implemented

Activity 3.3.1.1: Implement pilot projects in KCCA and GKMA secondary cities on solar PV for 4 schools: 2 schools in KCCA & 2 GKMA schools.

Solar panels in 4 schools - As per discussion with the European Union, the implementation of a pilot project in Kampala has been fast tracked, from year 4 to year 1. The pilot project on the installation of solar panels in schools to retrofit energy consumption, reduce cost of energy and improve the schools cash flow has been on going. The pilot actions will be commissioned in year 4 (2023)

Key updates:**Implementing solar Panels in KCCA's 2 schools:**

Building on the work in year one and year two, In year three, a classroom Block where additional panels for Uganda school for the deaf Ntinda was also renovated by M/s Bukos Engineering Services Ltd. The works for the KCCA Schools are at completion stage and will be commissioned in 2023.

Building on a series of engagements in year 2, the Terms of reference were co-written with the beneficiary municipalities, the bills of quantities were also developed for the two GKMA beneficiary schools i.e. St Agnes Primary School Entebbe and Sacred Heart Jinja Kalooli Nansana Municipality. These activities were supported by staff from KCCA Procurement and Engineering services and staff from the beneficiary GKMA municipalities. The Bills of quantities and the general methodology was approved by the KCCA Director of Engineering and Technical services on the 13/07/2022. The call for solar service providers was advertised on 7th /09/2022 in the New Vision newspaper. The bidding process was closed on 05th October 2022 and a pre bid meeting with the solar service providers was conducted on 15th September 2022 for St Agnes Primary School Entebbe and 16th September 2022 for Sacred Heart Jinja Kalooli. Both Procurements are Currently at the evaluation stage.

Figure 16,17 &18: Showing Administrative block for Mulago school for the deaf before renovation




Figure 19&20: Showing Administrative block for Mulago school for the deaf after renovation




Figure 21&22: Showing Administrative block for Ntinda school for the deaf before renovation



Figure 23&24: Showing Administrative block for Ntinda school for the deaf after renovation



Figure 25,26,27, &28: Showing Classroom block for Ntinda school for the deaf before renovation



Figure 29: Showing Classroom block for Ntinda school for the deaf after renovation



Figure 30 &31 showing Solar PV Installation works at Mulago school for the deaf



Figure 32 &33 showing Power room for the three Phase Hybrid solar system installed at Mulago School for the deaf



Figure 34 &35 showing Power room for the three Phase Hybrid solar system installed at Ntinda School for the deaf




Figure 36&37 Power room for the three Phase Hybrid solar system installed at Ntinda School for the deaf.



Activity 3.3.1.2: Implement a pilot of 4 electric motorcycles plus a solar powered charging station in the KCCA fleet working with local innovation start -ups to test technology adoption, train local youth on the new technology and business model and promote uptake among the motor taxi (boda boda) operators.

Key updates:

Following the handover of the electric Motorcycles to KCCA’s Directorate of Administration in August 2020, the Directorate has noted positive results.

Positive feedback:

Accrued savings to the Authority. In the period of August 2020 to August 2022, the Four Electric motorcycles covered a distance of 60,558Kms. For the two years(free swaps as agreed in the Terms of reference) , of operation costs for swapping batteries, the Authority would have incurred a total of UGX 2,530,244. Comparatively , if the the four motorcycles

were operating on fuel to cover the same distance, the authority would have incurred a total of UGX 15,321,174.

To date, the installation of the charging station at KCCA Lubaga Division premises has been delayed. As a result, Zembo Ltd has delivered a greater percentage of what is required for them and supported the operations of KCCA riders, as a commercial deal was struck for the 2 first years of operations. KCCA on the other hand led a number of engagements to solve internal processes to provide the space and operational infrastructure matching the requirements of the different parties. The contract for the construction of the charging station was signed on 12th December 2022 with M/S KAKS Investments Limited for a completion period within 3 months. However, contracts implementation start dates commence on the date of site handover.

Activity 3.3.1.2

Design and construct 2 community Solar mini- grids of 50KWp each in GKMA and fine tune the sustainable business model and technical modalities

Key updates:

During the reporting period, a call for proposals were sent to all the GKMA LGs requesting for submission of concept notes for the solar mini grids. The process was made competitive, and the following projects proposals were received from the LGs:

1. Goma Ongrid Electrification Project (GOEP), developed and submitted by Mukono Municipality. The project was costed at USD 7M (EUR 6.1M)
2. Katikolo Electrification Project (KEP), developed and submitted by Mukono Municipality. The project was costed at USD 1.4M (EUR 1.2M)
3. Kome Solar Powered Grid Project: developed and submitted by Mukono District Local Government. The Project was costed at USD 1.85M. (EUR 1.61M)
4. Proposed Supply of Solar Powered Grid to Bussi Island, developed and submitted by Wakiso District Local Government. The project was costed at USD 1.85M. (EUR 1.61M)
5. Buyiga, Mini Solar Grid Project, developed and submitted by Mpigi District Local Government. The project was costed at USD 865,000 (EUR 757,166)

The Five LGs were invited to present their projects for further input and guidance to the Solar Project steering committee meeting attended by over 25 participants from the KCCA, Mukono, Wakiso, Mpigi, Makerere University, Private sector mini-grid developers (Xsabo energy, Equatorial power, Winch Energy-who were invited as observers), Ministry of Kampala and Metropolitan Affairs, Ministry of Energy and Mineral development. The meeting agreed to organise a mission under the leadership of the Ministry of Energy and Mineral Development to the 5 different sites to guide the final decision of the successful LGs. The Mukono and Wakiso projects looked more attractive to the members and private sector. The MoEMD is yet to organise this field mission.

In order to support attract additional financing and equity providers towards these projects, the LGs were encouraged and supported to submitted these and other projects for the International Municipal Investment Fund Technical Assistance Facility and the following projects from the GKMA were so far pre-selected to go for next stages.

1. Wakiso District Local Government: Supply of Solar Powered Grid to Bussi Main-Island, Gulwe/Kava and Zzinga Islands
2. Mukono Municipal Council: Goma Ongrid Solar Electrification Project
3. Makindye Ssabagabo Municipal Council: Sustainable Greater Kampala Metro Rail

The next stages include participatory support to the LGs in project preparation through the living lab methodology and Makerere University College of Business and Management Sciences (COBAM's) has been

identified to support the project development. The site visit and selection of participating LGs as well as competitive selection of the private sector partners will be concluded early 2023.

The major challenge project faced during the year was the delay to get Ministry of Eenergy and Mineral Development guide the location selection. We have continued to engage with the Ministry and are coming up with a date for the field visit.

Updated Log frame Matrix²

Please see the updated Log Frame

Table 8

Table showing Logical framework

	Results chain	Indicator	Baseline (value & reference year)	Target (value & reference year)	Current value* (reference year) 2022	Source and mean of verification	Assumptions
Impact level: (Overall objective)	O.O.: Make the Greater Kampala Metropolitan Area (GKMA) safe, inclusive, resilient and sustainable (SDG 11)	1: GEF 2.4/ EURF 2.10 - Renewable energy generation capacity installed with EU support (OPSYS core indicator) (Megawatt (mW))	TBD (2018)	TBD (2023)	2022	The preferred data source for Renewable energy generation capacity installed (MW) is the intervention feasibility or appraisal reports. Estimates or targets are expected to be available at the design stage of the intervention.	Not applicable
		2: GEF 2.13- Number of (a) jobs, (b) green jobs supported/sustained by the EU (OPSYS core indicator)	TBD (2018)	TBD (2023)	2022		
Outcome level: (Specific objective)	SO: Enhanced integration and financial sustainability of the Greater Kampala Metropolitan Area's (GKMA) urban development.	1.1: Number of measures (policies/laws) promoting local finance implemented by GKMA with EU support (OPSYS	TBD (2018)	TBD (2023)	2022	Ministry/Agency administrative/project reports	Relevant central and local government bodies continue to provide political and technical support - Relationships between key actors is conducive to effective leadership and ownership - Private sector representatives are

Table showing Logical framework

Results chain	Indicator	Baseline (value & reference year)	Target (value & reference year)	Current value* (reference year) 2022	Source and mean of verification	Assumptions
	core indicator)					willing to engage with local authorities - local authorities are willing to engage actively with civil society and Private sector representatives - Opportunities to create small businesses, jobs and household incomes are of sufficient interest to final beneficiaries. - The economic planners' forum, continues to provide effective platforms for multi-sectoral collaboration - International key stakeholder groups maintain their commitment to and engagement with The intervention - Investors deem potential risks are acceptable and are willing to engage. - key institutions are able to maintain key staff - Cities of Paris and Johannesburg maintain their commitment and political engagement in The process - National and local institutions maintain their interest in The activities - National and local authorities representatives participate to The activities promoted by The intervention - Private sector participate actively to The activities promoted by The intervention - engagement of Private partners and Development finance institutions (DFIs) is maintained

					TBD 2018	TBD (2023)	2022	Project reports Ministry/Agency administrative reports	Investors deem potential risks are acceptable and are willing to engage.
	1.2 Proportion of taxes collected in relation to planned tax collection in GKMA on annual level	TBD 2018	TBD (2023)	2022	Ministry/Agency administrative reports	Investors deem potential risks are acceptable and are willing to engage.			
	1.3: Extent to which the Subnational Pooled Financing Mechanisms (SPFM) for GKMA's secondary cities are operational.	TBD 2018	TBD (2023)	2022	KCCA rating reports	Cities of Paris and Johannesburg maintain their commitment and political engagement in the process			
	1.4 KCCA credit rating	TBD 2018	TBD (2023)	2022	Technical documents Project reports	National and local institutions maintain their interest in the activities			
Output level	OP1: Environment for sustainable local finance management enhanced.	1.1: Number of recommendations on municipal financial sustainability developed with EU support	TBD 2018	2022	Events reports Project reports	Engagement of private partners and Development finance institutions (DFIs) is maintained			
	OP2: Financing capacities of GKMA local government enhanced	1.2: Number of GKMA representatives participating in development of policy dialogue on municipal with support of the EU-funded intervention, (disaggregated by institution and sex) 2.1: Number of GKMA municipalities supported by the	TBD 2018	TBD (2023)	EU intervention monitoring and reporting systems: annual and final				

Table showing Logical framework

Results chain	Indicator	Baseline (value & reference year)	Target (value & reference year)	Current value* (reference year) 2022	Source and mean of verification	Assumptions
	EU to strengthen revenue mobilisation, public financial management and/or budget transparency (OPSYS core indicator)				reports from implementing organisations	
	2.2: Number of beneficiaries trained by this intervention with acquired knowledge and skills in own source revenue mobilisation and tax collection (disaggregated by sex)	TBD 2018	TBD (2023)	2022	Database of training participants	
	2.3: Number of participants with acquired knowledge in public and private investments thanks to the participation to the peer to peer & workshops trainings (disaggregated by sex/institutions)	TBD 2018	TBD (2023)	2022	Database of training participants; pre and post training tests	
	2.4: Number of beneficiaries trained by the EU-funded intervention with acquired knowledge and/or skills in land-based financing and	TBD 2018	TBD (2023)	2022	Pre-and post-training tests. Training surveys/evaluation	

		<p>management, (disaggregated by gender) (OPSYS core indicator)</p>	<p>TBD 2018</p>	<p>TBD (2023)</p>	<p>2022</p>	<p>Pre-and post-training tests. Training surveys/evaluation</p>	
<p>OP3: Smart city solutions' implementation increased</p>		<p>3.1: Number of beneficiaries trained by the EU-funded intervention with acquired knowledge on smart and low carbon solutions' investments.(disaggregated by sex/topic)</p>	<p>0 (2018)</p>	<p>TBD (2023)</p>	<p>2022</p>	<p>Database of grant/pilot project participants</p>	
		<p>3.2: Number of beneficiaries from GKMA with acquired knowledge on capital investment planning thanks to the support of this intervention. (Disaggregated by sex)</p>	<p>0 (2018)</p>	<p>TBD (2023)</p>	<p>2022</p>	<p>Pre-and post-training tests. Training surveys/evaluation</p>	
		<p>3.3 Number of projects profiled under the Capital Investment Plan</p>	<p>0 (2018)</p>	<p>TBD (2023)</p>	<p>2022</p>	<p>Project reports</p>	

Table showing Logical framework

Results chain	Indicator	Baseline (value & reference year)	Target (value & reference year)	Current value* (reference year) 2022	Source and mean of verification	Assumptions
	(CIP) with the support of this intervention.					
	3.4: GERF 2.4- Renewable energy generation capacity (mini grids) installed with EU support	0 (2018)	2 (2023)	2022	EU interventions monitoring and reporting systems	
	3.5: Number of urban logistic infrastructure facilities (electric charging points) supported by the EU funded intervention (OPSYS core indicator)	0 (2018)	5 (2023)	2022	EU interventions monitoring and reporting systems: annual and final reports from implementing organisations	
	3.6: Number of infrastructure investments identified through Public Private Partnerships (via pilot projects etc)	0 (2018)	2 (2023)	2022	Pilot projects' reports	

Table 9 Component 1 Intervention Logic

Output 1 Strengthened enabling environment for local finance

Result 1.1 Policy, legal and regulatory framework for municipal finance are improved

<p>1.1.1 The enabling environment for municipal finance in GKMA is improved through High Level Policy Dialogues. Proposals and guidance are delivered to central authorities to adjust the policy legislations and regulations</p>	<p>Number of High-Level Policy Dialogue workshops <i>No of participants</i> <i>No of ministries and agencies involved</i> <i>No of policy and institutional reforms adopted</i> <i>Aide memoir/cabinet paper</i> <i>Report of guidance and recommendations tools and guidelines</i> <i>Number of High-Level Advocacy meetings</i></p>	<p>1 policy dialogue held in 2017 on the role of local/ city governments in the economic development of the GKMA</p>	<p>2 (2021)</p>	<p>A consensus of key power brokers on actionable commitments to front for decision making in the format of a cabinet memo (zero draft in place)</p>	<p>Workshop reports of List of participant</p>	<p>Engagements participants</p>
			<p>1 (2021)</p>			
			<p>3 (2022)</p>			

Table 10 Component 2 intervention logic

Impact	Results Chain	Indicator	Baseline	Target	Current Value 2022	Source and Means of Verification	Assumptions
	Result 2.1 Capacities of KCCA and GKMA secondary cities own source revenue mobilization are Improved						
	2.1.1 Knowledge and capacities of GKMA to increase tax collections are improved through a training workshop. modified	Number of staff trained % of trainees attaining at least 65% on an exit test	0 (2018)	60 (2020) 60% of 60 trainees (2021)	2 training workshops List conducted to-date. 1 peer-to-peer learning workshop conducted in August 2020 and attended by 39 officials from all the Action cities. (2020) 0 exit test realized	participants; of Evaluation from reports participants Evaluation reports from the trainers/trainees	Engagement of participants
	2.1.2 Capacities of GKMA's to document, engineer and automate their revenue management systems are improved. Based on KCCA's experience	Secondary cities with integrated local revenue systems 80% uptime	0 (2018) KCCA has through the application of the e-citie system successfully automated	100 of GKMA received it (2020) 3 (2022)	0 100% of IRAS Modules introduced, localised and resident capacity within the beneficiary municipalities operate the system	List and report of dissemination Automated system; Web portal report	Interest of recipients Municipality Officials and taxpayers buy into the automated system and cease use of manual

2.2.2 KCCA's credit is rated and improved	% of trainees attaining at least 65% on an exit test	0 (2018)	45 attaining 65% of the exist test	0 (2021)	List of participants; Evaluation of the training by the participant	Interest of recipients
2.2.2 KCCA's credit is rated and improved	Level of dissemination of the Guidebook	0 (2018)	100% (2022)	0	Rating reports	Political willingness
2.2.2 KCCA's credit is rated and improved	Credit rating report	1 (2015)	3 (2022)	1 (2020) 1 (2022)		
2.2.2 KCCA's credit is rated and improved	Credit rating improvement					
2.2.3 Knowledge and capacities of GKMA's and KCCA staff are improved on subnational pooled financing mechanisms through training workshop and a handbook. Based on experiences in Europe and South Africa and to explore opportunities of developing it at GKMA's level.	Number of staff trained	0 (2018)	100 (2022)	0	Report of the workshop List of participants Evaluation reports from the trainers/trainees	
2.2.3 Knowledge and capacities of GKMA's and KCCA staff are improved on subnational pooled financing mechanisms through training workshop and a handbook. Based on experiences in Europe and South Africa and to explore opportunities of developing it at GKMA's level.	% of trainees attaining at least 65% on an exit test					
2.2.3 Knowledge and capacities of GKMA's and KCCA staff are improved on subnational pooled financing mechanisms through training workshop and a handbook. Based on experiences in Europe and South Africa and to explore opportunities of developing it at GKMA's level.	Level of dissemination of the Handbook	0 (2018)	100% (2022)	0	List and report of dissemination	Interest of recipients

Result 2.3 Result 2.2 Capacities of KCCA and GKMA cities to access capital markets are improved						
<p>Knowledge and capacities of de - GKMA's secondary cities are improved through workshops, peer learnings and a handbook of inspiring practices</p> <p>Most promising local projects are technically and financially viable to be developed as "Living Labs" after benefiting from technical assistance to formulate the project, to select the appropriate solutions and organize the technical and financial modalities to enhance knowledge and capacities</p> <p>investments for KCCA and GKMA secondary cities are improved through workshops, peer learnings and a handbook of inspiring practices</p> <p>2.3.4 Capacity of GKMA and KCCA in using the PPP and Project preparatory tools developed by Ministry of Finance</p>	Number of staff trained during the training	0 (2018)	100 (2022)	0 (2020) 0(2021) 0(2022)	Report of the workshop; List of participants	
	% of trainees attaining at least 65% on an exit test				Evaluation reports from the trainers/trainees	
	Number of Living Labs projects prepared	1 (2018)	3 (2022)	1 (2020) 1 (2021) 2 (2022)	Technical reports of the projects preparation phase	Technical and political engagements
	Number of PPPs signed	0 (2020)	1 (2024)	0 (2021) 0 (2022)		
	Number of staff trained	0 (2018)	100 (2023)	0 (2020) 0 (2021)	Report of the workshop; List of participants	Interest of recipients
	% of trainees attaining at least 65% on an exit test				Evaluation reports from the trainers/trainees	
	% of trainees attaining at least 65% on an exit test	0 (2018)	100% of GKMA Local government (2022)	0	Report of dissemination; Guidebook; Website report	Interest of recipients
					Evaluation reports from the trainers/trainees	

Table 11 Component 3 intervention logic

Impact Means Verification	Results Chain Assumptions	Indicator	Baseline	Target	Current Value (2022)	Source and of Verification	Assumptions
Output 3 Metropolitan Investment tools are developed to guide GKMA cities in their choices Result 3.1							
<i>Increased investments for safe, affordable, Smart low carbon services inter changed with 3</i>							
	3.1.1 An Investment plan is designed, presented and endorsed by GKMA local governments	% of GKMA Local gov ernments engaged into a collaborative workshop on modalities and guidance to develop an investment plan at metropolitan level	0 (2018)	100% (2022)	0	Report of the work-shop; List of partici-pants	Political engagement Local Government & Metropolitan

Impact Means Verification	Results Chain Assumptions	Indicator	Baseline	Target	Current Value (2022)	Source and of Verification	Assumptions
Output 3 Metropolitan Investment tools are developed to guide GKMA cities in their choices Result 3.1							
<i>Increased investments for safe, affordable, Smart low carbon services inter changed with 3</i>							
	understanding of experiences developed by European Local Governments and of solutions proposed by technology providers through a study tour in Europe					participants	affected by COVID 19 restrictions
Pilot projects, Living Labs in Kampala and GKMA secondary cities on renewable energy are implemented							
	3.3.1.1 An integrated solar energy delivery system is implemented with a private operator in pilot schools, approved by the users and the technical and financial sustainability is demonstrated with for scaling up.	Number of schools benefiting from the Action	0 (2018)	4 (2023)	4 schools 2021 (procurement still in progress) 2 schools were completed in 2022 and works will be handed over in 2023	Report of installation; Evaluation report of the project	Projects leaders were well prepared and materials delivered in time
	3.3.1.2 Implement a pilot of 4 electric motorcycles plus a solar powered charging station in the KCCA fleet working with local innovation startups to test technology adoption, train local youth on the new technology and business model and promote uptake among the motor taxi (boda boda) operators.	Number of electric motorcycles within the KCCA Fleet. Number of charging stations established		4 (2021) 1 (2021)	4 motorcycles have been procured and added to the KCCA Fleet Construction of 1 charging station will be completed in 2023 0 (2021)	Report of installation. Evaluation report of the project	Staff are well sensitized on the new technology
	3.3.2 An integrated small-scale solar Mini-grid energy system is developed in GKMA secondary cities with a private operator and local communities, approved by the users and technical and financial sustainability is demonstrated for scaling up.	Number of mini-grids installed	0 (2018)	2 (2023)	0	Report of installation; Evaluation report of the project	Projects leaders were well prepared and materials delivered in time

Annex 1: original logframe

Impact	Results Chain	Indicator	Baseline	Target	Current Value	Source and Means of Verification	Assumptions
	To promote an integrated urban development of Greater Kampala Metropolitan Area (GKMA) through multi-level governance and peer to peer cooperation to contribute to SDG 11 on sustainable urban development as well as SDGs' 9 and 13	Level of satisfaction of citizens, including youth, women and persons with disabilities that have access to affordable, safe and climate friendly services and infrastructures in the districts targeted by the Action.	Determined by a satisfaction survey at the beginning of the project (2019)	+35% of satisfaction (2022)	Not determined	Surveys at the level of the districts targeted by the Action	Not applicable
		To develop an integrated approach on finances for sustainable urban development	Measurable changes in the multilevel dialogue between central and local authorities and in multi-stakeholders dialogue with the ecosystem of partners of local finance Measurable changes in the enabling environment for local finance in GKMA and more broadly in Uganda % increase in own source revenues for GKMA secondary cities Demonstrated capacities in organizing the technical and financial conditions of success for smart and integrated local services and infrastructures Measurable changes peer learning and city to city cooperation on Municipal Finance	One policy dialogue meeting held in 2018 0 Reforms engaged by national authorities on municipal finance (2018) 5% (2013 to 2018) One living lab on Vermicomposting implemented by KCCA in 2018 1 meeting through FMDV and participation to the Community of Practice on finance with Paris and Johannesburg (2018)	5 Policy Dialogue meetings (2022); 1 Match Making event (2022) 2 reforms (2022) 35% (2022) 6 living labs implemented by GKMA cities (2023)	One Policy Dialogue (2018) 0 (2018) 5% reached in 2018 1 (2018)	Reports of the meetings Report of the reforms Annual audited reports Project reports Project completion certificates Report of the missions and activities
Output 1 Strengthened enabling environment for local finance							

August 2018 e3d_logframe_en.docx

Results Chain	Indicator	Baseline	Target	Current Value	Source and Means of Verification	Assumptions
Result 1.1 Policy, legal and regulatory framework for municipal finance are improved						
1.1.1 The enabling environment for municipal finance in GKMA is	Number of High Level Policy Dialogue workshops	0 (2018)	2 (Y2)	0 (2018)	Workshop reports; List of participants	Engagement of participants
Improved through High Level Policy Dialogues. Proposals and guidance are delivered to central authorities to adjust the policy legislations and regulations	Report of guidance and recommendations Number of meetings organized	0 (2018) 0 (2018)	1 (Y2) 3 (Y3)	0 (2018) 0 (2018)	Report of guidance and recommendations Meeting minutes and list of participants	Engagement of participants; Political willingness Engagement of participants; Political willingness
Output 2 Upscaled local finance to foster innovation						
Result 2.1 Capacities of KCCA and GKMA secondary cities own source revenue mobilization are						
2.1.1 Knowledge and capacities of GKMA' to increase tax collections are improved through a training workshop. Based on peer learning from KCCA and other African cities' successful and inspiring experiences.	Number of staff trained Level of dissemination of the Handbook	0 (2018) 0 (2018)	60 (2020) 100 of GKMA received it (2020)	0 (2018) 0 (2018)	List of participants; Evaluation reports from participants List and report of dissemination	Engagement of participants Interest of recipients
2.1.2 Capacities of GKMA's to document, engineer and automate their revenue management systems are improved. Based on KCCA's experience	Secondary cities with integrated local revenue	1 (2018)	3 (2022)	1 (2018)	Automated system; Web portal report	
2.1.3 Knowledge and capacities of GKMA's implementing Land Based Financing partnerships are improved	Number of Staff trained Level of dissemination of the Handbook	0 (2019) 0 (2018)	60 (2020) 100% GKMA's local governments received it (2020)	0 (2019) 0 (2018)	Report of the workshop; List of participants Report of dissemination; Guidebook	Interest of recipients
Result 2.2 Capacities of KCCA and GKMA cities to access capital markets are improved						
2.2.1 Capacities of KCCA and GKMA are improved on Capital Market access and particularly Green Bonds through training activities, knowledge dissemination and technical assistance provided to KCCA on its Green Bond	Technical, administrative and financial needs assessment to allow KCCA to issue its Green Bond Number of GKMA staff trained to the Green Bond introduction workshop	0 (2018)	1 assessment report and roadmap (2020) 60 (2020)	0 (2018) 0 (2018)	Assessment and Roadmap reports List of participants; Evaluation of the training by the participant	Political willingness

	Level of dissemination of the Guidebook	0 (2018)	100% (Y3)	0 (2018)	List of participants; Evaluation of the training by the participant	interest of recipients
2.2.2 KCCA's credit is rated and improved	Credit rating report Credit rating improvement	1 (2015)	3 (2022)	1 (2015)	Rating reports	Political willingness
2.2.3 Knowledge and capacities of GKMA's and KCCA staff are improved on subnational pooled financing mechanisms through training workshop and a handbook. Based on experiences in Europe and South Africa and to explore opportunities of developing it at GKMA's level.	Number of staff trained during the training Level of dissemination of the Handbook	0 (2018) 0 (2018)	100 (2020) 100% (2020)	0 (2018) 0 (2018)	Report of the workshop List of participants List and report of dissemination	Interest of recipients
Result 2.3 Result 2.2 Capacities of KCCA and GKMA cities to access capital markets are improved						
2.3.1 Knowledge and capacities of developing local PPPs for KCCA and GKMA's secondary cities are improved through workshops, peer learnings and a handbook of inspiring practices	Number of staff trained during the training	0 (2018)	100 (2022)	0 (2018)	Report of the workshop; List of participants	
2.3.2 Most promising local projects are technically and financially viable to be developed as "Living Labs" after benefiting from technical assistance to formulate the project, to select the appropriate solutions and organize the technical and financial modalities to engage a small-scale PPPs	Number of Living Labs projects prepared	1 (2018)	3 (2023)	1 (2018)	Technical reports of the projects preparation phase	of Technical and political engagements
2.3.3 Knowledge and capacities of attracting private and public investments for KCCA and GKMA secondary cities are improved through workshops, peer learnings and a handbook of inspiring practices	Number of staff trained	0 (2018)	100 (2022)	0 (2018)	Report of the workshop; List of participants	
2.3.4 GKMA and KCCA have access to an online "one stop shop" tool to guide them to project preparation facilities to get support on their climate smart projects	Level of dissemination	0 (2018)	100% of GKMA Local governments (2022)	0 (2018)	Report dissemination; Guidebook; Website report	Interest of recipients

Results Chain	Indicator	Baseline	Target	Current Value	Source and Means of Verification	Assumptions
Output 3 Increased investments for safe, affordable, smart low-carbon services and Result 3.1 Metropolitan Investment tools are developed to guide GKMA cities in their choices						
3.1.1 An investment plan is designed, presented and endorsed by GKMA local governments	% of GKMA Local governments engaged into a collaborative workshop on modalities and guidance to develop an investment plan at metropolitan level	0 (2018)	80 (2022)	0 (2018)	Report of the workshop; List of participants	Political engagement
3.1.2 An online tool for capital investment planning & project preparation and management based on the KCCA Climate Smart Capital Investment model and accessible to GKMA is delivered	Level of endorsement of the metropolitan investment plan	0 (2018)	80% of GKMA Local Governments (2022)	0 (2018)	Report of dissemination; Website report	Political willingness
	Level of utilization of the online tool	0 (2018)	50% of GKMA Local Governments (2022)	0 (2018)	Survey Guidebook; Website report	Technical engagement of GKMA cities
Result 3.2 Cooperation with public and private stakeholders on financing local development is improved						
3.2.1 A pro-active exchange is engaged between local project leaders and suitable technical and financial models for local projects through a Match Making activity	Number of participants	0 (2018)	100 (2022)	0 (2018)	Report of the workshop; List of participants	Engagement of private partners and DFIs
3.2.2 GKMA's cities have a better understanding of experiences developed by European Local Governments and of solutions proposed by technology providers through a study tour in Europe	Number of participants	0 (2018)	15 (2022)	0 (2018)	List of participants	
Result 3.3 Pilot projects, Living Labs in Kampala and GKMA secondary cities on renewable energy are implemented						
3.3.1 An integrated solar energy delivery system is implemented with a private operator in pilot schools, approved by the users and the technical and financial sustainability is demonstrated with for scaling up.	Number of schools benefitting from the Action	0 (2018)	4 (2023)	0 (2018)	Report of installation; Evaluation report of the project	Projects leaders were well prepared and materials delivered in time
3.3.2 An integrated small scale solar mini-grid energy system is developed in GKMA secondary cities with a private operator and local communities, approved by the users and technical and financial sustainability is demonstrated for scaling up.	Number of mini-grids installed	0 (2018)	2 (20123)	0 (2018)	Report of installation; Evaluation report of the project	Projects leaders were well prepared and materials delivered in time
3.3.2 Implement a pilot of 4 electric motorcycles plus a solar powered charging station in the KCCA fleet working with local innovation startup to test technology adoption, train local youth on the new technology and business model and promote uptake among the motor taxi (bodaboda) operator.	Number of electric motorcycles within the KCCA Fleet . Number of charging stations established	0 (2018)	4 (2021) 1 (2021)	0 (2019)	Report of installation; Evaluation report of the project	staff and well sensitised on the new technology

ACTIVITIES	MEANS	COSTS	ASSUMPTIONS
<p>Activity 2.1.2.1 KCCA support to the secondary cities to document, reengineer and automate their revenue management systems (implement the Integrated Local Revenue Administration System to 3 secondary cities in GKMA; Readiness Assessment, documentation of business processes, workflows and regulations, system improvement, testing and activation, procurement of hardware and establishment of centralized database).</p>	<p>Means: project staff, municipal revenue system design experts (System configuration and customization experts, system support & backstopping, 50- temporary staff to conduct taxpayer registration.) Equipment purchased: Computers, printers, application server, Database server, ups stabilizer, network & internet connection equipment, hand held QR code readers. Documentation: process manuals, workflow charts, training reports, radio talk shows & mentions, brochures, SMS, Emails, Television shows, test run drives etc.</p>	<p>Costs: 548,800 EUR Municipal revenue system design, configuration and customization experts – 33,750EUR (5*45days*150EUR/day) System support & backstopping for 1 year – 10,800EUR (2 experts*3mandays/month*150EUR/day) 50-temporary staff to conduct taxpayer registration- 56,250EUR (50 staff*45days*25EUR/day) Equipment: Computers – 45,000EUR (50*900EUR), printers – 8,000EUR (10*800EUR), Application server – 120,000EUR, Database server- 120,000EUR, UPS stabilizer – 35,000EUR, network & internet connection equipment – 60,000EUR (2 sites*30,000EUR), QR code readers – 25,000EUR (50*500EUR) Documentation: process manuals, workflow charts, test run drives etc – 10,000EUR (Lump sum)</p>	<p>Motivation and interest of cities</p>
<p>Activity 2.1.3.1 Organization of 1 training workshop on "Land Based Financing", developed together with UN-Habitat and the Global Land Tool Network on land management on the topic of how to finance urban development on the basis of land value increase, while improving land management, transparency and tenure security.</p>	<p>Participants: project staff, senior managers & technical staff from KCCA & secondary cities, political actors in the GKMA and key stakeholders Project staff will organize the logistic, the mobilization of participants and with the experts, organize the scientific contents and reporting with UN-Habitat. Conference venues, refreshments, materials will be provided for 60 participants. Partners mobilized: FMDV, UNCDF, Cities Alliance, UCLG, external experts. Air tickets & accommodations for trainers & regional participants Documentation</p>	<p>Training venues, logistics, catering & refreshments – 15,000EUR 60 participants*5days*50EUR/person Documentation: 2,500 (Lump sum) Training Experts: 14,000EUR (700EUR*10days*2 experts) + 2 flights trainers from UN-Habitat Nairobi*500 EUR + DSA 2,000EUR experts*5days*200EUR/person/day). Air tickets for Co-leader and associates– 4,300 EUR(2*1200 from Europe, 2*500 EUR from Johannesburg) DSA co-leader and associates:2,400EUR (4pers*3days*200EUR)</p>	<p>Interest of the cities</p>
<p>Activity 2.1.3.2 Realization of a 1 guidebook on Land Based Financing with UN-Habitat with guidance and recommendations to use land based financing mechanisms and m existing practices.</p>	<p>Project staff supervises the realized and disseminates the guidebook to the beneficiaries, municipal finance expert, UN-Habitat experts provides the content Documentation, draft guidebooks, case studies, peer reviews, validation, printing and publication</p>	<p>Production : 3,0000 EUR (Lump Sum : Graphic design (50 pages) : 2,000 EUR, printing (100 ex): 1 000 EUR))</p>	
<p>Result 2.2 Capacities of KCCA and GKMA cities to access capital markets are improved</p>			
<p>Activity 2.2.1.1 Organization of a training workshop for KCCA and GKMA to improve creditworthiness to access capital market. With experiences of Johannesburg</p>	<p>Project staff organizes the logistics, mobilize the participants and the experts and contribute to the content Participants are technical staff from KCCA & GKMA secondary cities, and practitioners Recruitment of trainers and Green Bonds experts Workshop venues and refreshments for 60 participants Documentation: workshop materials, brochures, flyers, reports, videos, pictures etc. Air tickets, accommodations, perdiems for international participants (Paris & Johannesburg) Partners mobilized: FMDV, Paris, Johannesburg, UNCDF, Climate Bond Initiative.</p>	<p>Meeting venues, logistics, catering and refreshments for 60 participants: 6,000EUR (60participants*2days*50EUR/person/day) Documentation: workshop materials, brochures, flyers, reports, videos, pictures etc., 1,000EUR (lump sum) Expert/trainers on Green Bonds: 11,200 EUR (8 days*700EUR/day*2 experts) + 2 flights 1,200EUR + 2experts*200EUR*4 days) Air tickets for 4 international participants: 3,400EUR (2*1,200EUR/air ticket from Europe (FMDV, Paris), 2*500EUR from South-Africa) DSA for 4 international participants: 2,400EUR (4*3days*200EUR/day)</p>	<p>Motivation and interest of cities</p>

<p>Activity 2.2.2.1 Technical assistance to KCCA for transaction advisory to finalize the issuance of the KCCA's Green Bond: administrative financial process and roadmap</p>	<p>⊙ Staff: project staff, technical staff from KCCA, subject matter experts and practitioners ⊙ Recommendation from the cities of Paris and Johannesburg and FMDV's partners such as Climate Bond Initiative. ⊙ Partners mobilized: Cities of Paris, Johannesburg, FMDV, Climate Bond Initiative ⊙ Subnational debt management capacity assessment expert to conduct the assessment and realize his recommendations into an operational roadmap. ⊙ The expertise provides guidance and assistance to KCCA to finalize the structuration of the Green Bond: financial analysis, investment strategy, and national and international market assessment, contribution to the preparation of the legal, financial and administrative documents.</p>	<p>⊙ Subnational debt management capacity assessment experts: 75,000EUR (Lump sum: an expert team with national and international experts.</p>	<p>Motivation and interest of cities</p>
<p>Activity 2.2.3.1 A training workshops on Local Green Bond Issuance: based on GKMA contexts, technical, financial and legal conditions of success and experiences from other cities in Africa and the rest of the World (Johannesburg & Paris amongst others). Content provided by external experts (Climate Bond Initiative already agreed to contribute) and cities representatives.</p>	<p>⊙ Project staff organizes the logistics, mobilize the participants and the experts and contribute to the content. Participants are technical staff from KCCA & GKMA secondary cities, and practitioners ⊙ Recruitment of trainers and pooled financing experts ⊙ Partners mobilized: Cities of Paris and Johannesburg to share their experience, FMDV, Cities Alliance and UNCDF ⊙ Air tickets, accommodations, per diems for international participants (Paris & Johannesburg)</p>	<p>⊙ Workshop venues, logistics, materials, catering and refreshments for 100 participants: 10,000EUR (100participants*2days*50EUR/person/day) ⊙ Documentation: workshop materials, brochures, flyers, reports, videos, pictures etc; 1000EUR (lump sum) ⊙ Expert on Subnational Pooled Financing: 8,400EURO (12days*700EUR) ⊙ Air tickets for 6 international participants:5,800EUR (4 experts from Europe*1200, including European Pooled Financing Agencies, 2*500 practitioners from South Africa) ⊙ DSA : 5,400EUR (9*3days*200EUR/day) ⊙ Drafting expert (international) – 10,500EUR (1 expert working for 15days*700EUR/day) ⊙ Production :3,000 (graphic design, 2,000EUR, printing 100 ex 1,000 EUR)</p>	<p>Motivation and interest of cities</p>
<p>Activity 2.2.3.2 Realization of a Guidebook introducing the overview, the modalities and condition of success to implement Local Green Bonds in Uganda, mixing a technical approach with illustration from concrete experiences in Africa and the rest of the World.</p>	<p>⊙ Project staff will supervise the realization done by an external expert, ensure the backstopping and will disseminate to the beneficiaries. ⊙ Recruitment of the expert ⊙ Documentation; draft guidebooks, case studies, validation, peer reviews, printing and publication</p>	<p>⊙ Financial management systems design expert – 16,800EUR (1 expert working for 24days*7000EUR/day) ⊙ Validation meetings: 7,500EUR (10 people*15 meetings*50EUR/person/day) ⊙ Partners mobilized: FMDV, Cities Alliance, UNCDF</p>	<p>Motivation and interest of cities. Possibilities of replicating KCCA experience in secondary cities</p>
<p>Activity 2.2.3.3 Strengthen financial management and Reporting systems for KCCA & GKMA secondary cities (cash management, grants management & reporting etc)</p>	<p>⊙ Project staff coordinates the activity and recruits a local expert. ⊙ Documentation; process flow charts, manual, system development & configuration ⊙ Validation meetings ⊙ Develop a grants management system for KCCA & GKMA</p>	<p>⊙ Venues & refreshments for consultative & validation meetings: 10,000EUR (100 participants*2workshops*50EUR/participant) ⊙ Debt strategy drafting expert: 19,600EUR (1 expert*28 man-days*700EUR/man-day)</p>	<p>Interest of the cities</p>
<p>Activity 2.2.3.4 Realization of updated accounting manual, financial management system and KCCA sub-national debt management strategy</p>	<p>⊙ Staff: project staff, technical staff from KCCA and GKMA secondary cities, regulatory agencies (CMA, USE, MoFPED, AG, Accountant General etc.) ⊙ Venues & refreshments for consultative & validation workshops – 100 participants ⊙ Documentation: peer reviews, draft strategy. ⊙ Debt strategy drafting expert</p>	<p>⊙ Rating Agency – 60,000EUR (3years*20,000EUR/year)</p>	<p>Secondary cities are motivated and prepared to be credit rated</p>
<p>Activity 2.2.3.5 Credit rating for KCCA for 3 years</p>	<p>⊙ Project staff will contract the credit rating agencies and coordinate the activities with them and ensure the backstopping and the reporting ⊙ Rating Agency contract ⊙ Documentation</p>	<p>⊙ Rating Agency – 60,000EUR (3years*20,000EUR/year)</p>	<p>Secondary cities are motivated and prepared to be credit rated</p>

ACTIVITIES	MEANS	COSTS	ASSUMPTIONS
<p>Activity 2.2.3.6 A training workshop on Subnational Pooled Financing Mechanisms: technical, financial and legal conditions of success to jointly access to the capital markets, and illustrating the content with practical case studies and experiences from other regions in the world.</p>	<p>Project staff organizes the logistics, mobilize the participants and the experts and contribute to the content Participants are technical staff from KCCA & GKMA secondary cities, and practitioners Recruitment of trainers and pooled financing experts Partners mobilized: Cities of Paris and Johannesburg to share their experience, FMDV, Cities Alliance and UNCDF Air tickets, accommodations, perdiems for international participants (Paris & Johannesburg)</p>	<p>Workshop venues, logistics, materials, catering and refreshments for 100 participants: 10,000EUR (100participants*2days*50EUR/person/day) Documentation: workshop materials, brochures, flyers, reports, videos, pictures etc; 1000EUR (lump sum) Expert on Subnational Pooled Financing: 8,400EURO (12days*700EUR) Air tickets for 6 international participants:5,800 EUR (4 experts from Europe*1200, including European Pooled Financing Agencies, 2*500 practitioners from South Africa) DSA : 5,400EUR (9*3days*200EUR/day)</p>	<p>Interest of the cities engagements of the peers</p>
<p>Result 2.3 Capacities of KCCA and GKMA cities to access capital markets are improved Activity 2.3.1.1 Organization of 1 peer learning to share and explore the modalities and conditions of success of local PPP for KCCA and GKMA's secondary cities. The content will be brought by experts in that topic along with peer to peer learning from experiences from the cities of Paris and Johannesburg and other African cities.</p>	<p>Project staff organizes the logistics, mobilize the participants and the experts and contribute to the content. Participants are technical officers in KCCA and GKMA secondary cities, regulatory agencies, subject matter experts, practitioners from cities (Paris & Johannesburg), and from private partners (service, solutions or infrastructures providers from Europe, Uganda and South Africa). Workshop venues, logistics, materials, catering and refreshments for 100 participants Documentation: workshop materials, brochures, flyers, reports, videos, pictures etc Partners mobilized: Paris, Johannesburg, Cities Alliance, UNCDF Air tickets, accommodations, perdiems for international participants</p>	<p>Meeting venues, catering, logistics & material for 100 participants: 10,000EUR (100participants*2days*50EUR/person/day) Documentation: workshop materials, brochures, flyers, reports, videos, pictures etc; 2000EUR (lump sum) International expertise – 80,900 EUR (90days *700EUR/day + 2*1,200EUR flight tickets + 10DSA*200EUR). National Expertise:6,000 EUR (90 days*150EUR) Drafting expert (international) – 10,500EUR (1 expert working for 15days*700EUR/day) Production :3,000 EUR (graphic design, 2,000EUR, printing (100 ex) 1,000 EUR)</p>	<p>interest of the cities and engagements of the peers</p>
<p>Activity 2.3.1.2 Realization of 1 guidebook on conditions and modalities of building effective local PPPs that will share inspiring (good and bad) practices from Uganda, Africa and other parts of the world Activity 2.3.2.1 Preparation of 3 concrete PPP projects that will be developed under "Living Labs" (small size projects e.g. public street lighting, renewable energy mini grids using school and markets roofs) to achieve commercial and financial close.</p>	<p>Project staff coordinate the selection of the projects with KCCA and GKMA, recruit the experts, contribute to the project preparation with the experts and ensure the backstopping. Experiences from Johannesburg and Paris are shared. Partners mobilized: Paris, Johannesburg (through documentations and interviews, no physical presence needed), UNCDF and Cities Alliance Recruitment of international and national external experts on project preparation Hands-On technical training on PPPs Air tickets, accommodations, perdiems for international experts/trainers</p>	<p>Project preparation technical expertise:92 850 EUR (lump sum 3*30 950 euros per project:30 days*700 enough to reach the pilot EUR of international expertise, 45*150EUR by phase national expertise, 1 international flight ticket *1200EUR, 10 DSA for the international expert*200EUR)</p>	<p>Projects are mature enough to reach the pilot by phase</p>
<p>Activity 2.3.3.1 Organization of a peer learning workshop on attracting public and private investment at local level, to present and introduce existing modalities and mechanisms. It will bring practitioners and public and private investors along with other cities that have developed effective strategies and mechanisms to secure private investment for a sustainable urban development.</p>	<p>Project staff organizes the logistics, mobilize the participants and the experts and contribute to the content. Participants are technical officers in KCCA and GKMA secondary cities, subject matter experts, practitioners from cities, DFIs and donors and from private partners who will contribute in pro-bono (commercial banks, investment funds from Europe, Uganda and South Africa). Paris & Johannesburg will share their experience (territorial funds to attract investment). Workshop venues, logistics, materials, catering and refreshments for 100 participants. Documentation: workshop materials, brochures, flyers, reports, videos, pictures etc. Partners mobilized: Paris, Johannesburg, Cities Alliance, UNCDF, UCLG Air tickets, accommodations, DSA for international participants</p>	<p>Meeting venues, catering, logistics & material for 100 participants: 10,000EUR (100participants*2days*50EUR/person/day) Documentation: workshop materials, brochures, flyers, reports, videos, pictures etc.; 2000EUR (lump sum) Air tickets for 6 international partners (co-leader or Associates): 8,200EUR (6*1,200EUR/air ticket from Europe, 2*500EUR from South-Africa) DSA for 8 international participants: 4,800EUR (8*3days*200EUR/day)</p>	<p>Interest of the cities and engagements of the peers</p>

<p>Activity 2.3.4.1 Realization of a guidebook and an on-line "one stop shop" for climate smart project preparation facilities developed by donors and a pipeline of climate smart capital investments addressed to Local Governments</p>	<p>⊙ Project staff defines and contribute to the content of the guidebook and of the online tool with the expert, ensure the backstopping, disseminate the guidebook and the information of the on line tool. ⊙ Documentation; draft guidebooks, case studies, peer reviews, validation, printing and publication. ⊙ Develop the on-line tool (webmaster, design, content)</p>	<p>⊙ Drafting expert (international) – 28,000EUR (1 expert working for 40 days*700EUR/day) ⊙ On-line tool on the webpage dedicated to the project: 5000 EUR (Lump Sum) ⊙ Production of the Guidebook :3.000 EUR (graphic design, 2.000EUR, printing 100 ex 1.000 EUR)</p>	<p>⊙ Drafting expert (international) – 28,000EUR (1 expert working for 40 days*700EUR/day) ⊙ On-line tool on the webpage dedicated to the project: 5000 EUR (Lump Sum) ⊙ Production of the Guidebook :3.000 EUR (graphic design, 2.000EUR, printing 100 ex 1.000 EUR)</p>
<p>Result 3.1 Metropolitan Investment tools are developed to guide GKMA cities in their choices</p>			
<p>Activity 3.1.1.1 Realization of 1 guidebook on conditions and modalities of building integrated investment plans at regional and metropolitan levels</p>	<p>⊙ Project staff defines and contribute to the content of the guidebook with the expert, ensure the backstopping, disseminate the guidebook and the information. ⊙ Documentation; draft guidebooks, case studies, peer reviews, validation, printing and publication.</p>	<p>⊙ Guide book Drafting experts (international) – 14,700EUR (1 drafting expert*21days*700EUR/day) ⊙ Production of the Guidebook :3.000 EUR (graphic design, 2.000EUR, printing 100 ex 1.000 EUR)</p>	<p>⊙ Guide book Drafting experts (international) – 14,700EUR (1 drafting expert*21days*700EUR/day) ⊙ Production of the Guidebook :3.000 EUR (graphic design, 2.000EUR, printing 100 ex 1.000 EUR)</p>
<p>Activity 3.1.1.2 Design of a metropolitan investment plan: organization of a collaborative workshop on methodology, guidance to and modalities to design investment plans at metropolitan level and share experiences with other metropolitan areas. The workshop will lead to consultative meetings and the formulation of a metropolitan investment plan</p>	<p>⊙ Project staff organizes the logistics, mobilize the participants and the experts and contribute to the content. Participants are technical officers in KCCA and GKMA cities, subject matter experts, and practitioners from cities. ⊙ Paris & Johannesburg will share their experience at metropolitan level. ⊙ An international expert and a national expert will be recruited to implement the Activity 3.1.1.1 and Activity 3.1.1.2 to realize the Investment Plan and organize the necessary consultations. ⊙ Documentation: workshop materials, reports, videos, flash disks</p>	<p>⊙ Meeting venues, catering, logistics & material: 10,000EUR (100*50EUR/person*2 days) ⊙ Documentation: 2,000EUR ⊙ International expertise – 21,900 EUR (25days*700EUR/day + 2*1,200EUR flight tickets + 10DSA*200EU). ⊙ National Expertise:6,000 EUR (40 days*150EUR) Johannesburg. 3,400EUR (2airtickets*1,200EUR/ticket+2 flights from Johannesburg*500EUR) ⊙ DSA=4,000EUR (4 partners*5days*200EUR) ⊙ 2 IT system configuration experts (national): 6,300 EUR (2*15days*150EUR/day)</p>	<p>Political willingness, technical engagements of cities</p>
<p>Activity 3.1.1.3 Approval process of the metropolitan investment plan</p>	<p>⊙ Project staff coordinates with KCCA to adapt the existing tool to GKMA's cities, recruit the expert. ⊙ Dissemination of the tool to the GKMA cities</p>	<p>⊙ Project staff coordinates with KCCA to adapt the existing tool to GKMA's cities, recruit the expert. ⊙ Dissemination of the tool to the GKMA cities</p>	<p>System is replicable from KCCA to secondary cities</p>
<p>Result 3.2 Cooperation with public and private stakeholders on financing local development is improved</p>			
<p>Activity 3.2.1.1 Organization of a match-making event in Kampala between project leaders from GKMA's and private solutions providers on urban priorities such as energy efficiency, water management, sanitation, waste, transport, public lighting and urban infrastructures. Those private solutions providers will be mobilized from Uganda, Africa and Europe.</p>	<p>⊙ Project staff will proceed to the organization of the logistics, the selection of the most interesting projects to pitch and the mobilization of private partners based on the solutions proposed to answer the local needs. ⊙ Event venues, logistics & management (media equipment, tents, refreshments, sanitation etc.). ⊙ Partners mobilized: FMDV, UNCDF, and Cities Alliance. ⊙ Documentation: workshop materials, reports, videos, flyers, brochures, banners etc.).</p>	<p>⊙ Meeting venues, catering, logistics & material: 10,000EUR (100*50EUR/person*2 days) ⊙ Documentation & publicity (workshop materials, invitations, reports, videos, flyers, brochures, banners etc): 2,000EUR (lump sum) ⊙ Air tickets for 6 international participants: 5,800EUR (4*1,200EUR/air ticket from Europe (FMDV, Paris), 2*500EUR from South-Africa) ⊙ DSA for 6 international participants: 3,600EUR (6*3days*200EUR/day)</p>	<p>Interest of the private sector and of DFJs</p>
<p>Activity 3.2.2.1 Organization of a study tour in Europe to meet with cities and technology providers, visit cities with innovative projects that have been developed with private technology providers from at least 2 countries: France and Germany, Brussels or Spain.</p>	<p>⊙ Project staff will organize the logistics, the mobilization of GKMA's cities and the connection with partners and visits in Europe. ⊙ Air tickets, per diems, accommodations, onsite transport. ⊙ Documentation: presentations, videos, pictures, brochures ⊙ Partners mobilized: FMDV, UCLG, the City of Paris</p>	<p>⊙ Air tickets for 15 staff from KCCA & GKMA to Europe: 18,000EUR (15airtickets*1,200EUR/ticket) ⊙ On-site transportation: 2 250 EUR (lump sum for a train ticket/flight ticket within Europe:150EUR*15) ⊙ Per diems & Accommodations: 18,375EUR (15*5 nights*245EUR/night)</p>	<p>European cities are willing to share their experiences</p>

ACTIVITIES	MEANS	COSTS	ASSUMPTIONS
Result 3.3 Pilot projects, Living Labs in Kampala and GKMA secondary cities on renewable energy, and urban regeneration for selected neighborhoods are implemented			
<p>Activity 3.3.1.1 Implement pilot projects in KCCA and GKMA secondary cities on solar PV for 4 schools: the Kampala school for the physically handicapped & 4 other primary school in KCCA. With net metering including removal and disposal of asbestos sheets and working with Ministry of Energy and Mineral Development to develop an issues paper to inform the policy on net metering.</p>	<p>Project staff will supervise and contribute to the coordination of the i</p>	<p>Purchase and installation of material: 400,000EUR (4-15KWp installations*100,000EUR/set) Certified waste management company to dispose of asbestos sheets: 10,000EUR (Lump sum) National expert: 2250EUR (15 man-days*150EUR/day) Consultation workshops between users, technology providers and the project leaders :7,200 (20EUR*120 participants*1 day*3 workshops)</p>	<p>Projects are mature enough to engage the implementation phase</p>
<p>Activity 3.3.2.1 Design and construct 2 community Solar mini- grids of 50KWp each in GKMA and fine tune the sustainable business model and technical modalities</p>	<p>Project staff will supervise and contribute to the coordination of the implementation of the pilot projects together with the cities in charge. Based on the results of the previous activities, the Project Staff and the project leader will identify the most appropriate contract modalities and the most adapted technological solution to apply to the selected projects. For each project, 3 consultative meetings will be organized between users of the services/infrastructures, the technology providers and the project leaders (GKMA cities or KCCA): one in the beginning, 1 after 6 months and the final one at 12months. Project staff will provide recommendations for adjustment of the project, evaluation of the opportunity of scaling it up with the support of an external expert. Material will be purchased based on the technical and financial recommendations of Action 2.3.2 Experts will contribute to the consultations with users and will issue assessment documents. Partners mobilized: FMDV, UNCDF, experiences from Paris and Johannesburg.</p>	<p>Consultation workshops between users, technology providers and the project leaders :7,200 (20EUR*120 participants*1 day*3 workshops) Purchase of the material: 620,000EUR (2mini-grids*310,000EUR/mini-grid) National expert: 2250EUR (15 man-days*150EUR/day)</p>	<p>Projects are mature enough to engage the implementation phase</p>
<p>Activity 3.3.3. Implement a pilot of 4 electric motorcycles plus a solar powered charging station in the KCCA fleet working with local innovation start-ups to test technology adoption, train local youth on the new technology and business model and promote uptake among the motor taxi (boda boda) operators.</p>	<p>Project staff will supervise and contribute to the coordination of the implementation of the pilot projects together with the local private innovation companies Based on the results of the pilot, the Project Staff and the local companies will mobilize local boda boda operators to encourage uptake of the new technology. Project staff will provide recommendations for adjustment of the opportunity of scaling it up with the support of local associations.</p>	<p>Consultation workshops between users, technology providers and the project leaders :1,200 (20EUR*60 participants workshops) Purchase 4 electric motorcycles plus 1 charging station: 10,400EUR(4 mot or cycl es*2,600EUR/cycle)</p>	

Action Plan for Year 4

1.1. Table 6 is an updated action plan for the future activities in year 4

This plan will cover the financial period between the interim report and the next report

Table 12 Action Plan for the Future Activities of the Project

ACTION PLAN FOR YEAR 4 (12/11/2022 – 11/11/2023)												
	M1 ⁴ December	M2 January	M3 February	M 4 March	M 5 April	M 6 May	M 7 June	M 8 July	M 9 August	M 10 September	M 11 October	M 12 November
Preparation & Execution												
Activity 1.1.1.1 Organization of 2 high-level policy dialogue workshops on localizing finance												
Activity 1.1.1.2 Draft recommendations for revised policy, legislation, regulations in legal framework for municipal finance;												
Activity 1.1.1.3 High-level advocacy meetings with key												

ACTION PLAN FOR YEAR 3 (12/11/2022 – 11/11/2023)

Preparation & Execution	M1 ⁴ December	M2 January	M3 February	M4 March	M5 April	M6 May	M7 June	M8 July	M9 August	M10 September	M11 October	M12 November
decision makers to apply the recommendations focus on short term policy reforms												
Activity 2.1.1.1 Organize 1 peer-to-peer learning training workshop on conditions of success for increasing tax collection												
Activity 2.1.1.2 Realization of 1 guidebook that will share practices from Uganda, Africa and other parts of the world to increase sustainably the revenue mobilization of local tax collection.												
Activity 2.1.3.1 Organization of 1												

ACTION PLAN FOR YEAR 4 (12/11/2022 – 11/11/2023)

Preparation & Execution	M1 ⁴ December	M2 January	M3 February	M4 March	M5 April	M6 May	M7 June	M8 July	M9 August	M10 September	M11 October	M12 November
Preparation workshop on Land Based Financing	Green											
Activity 2.1.3.2 Realization of a 1 guidebook on Land Based Financing	Orange	Green										
Activity 2.2.1.1 Organization of a training workshop for KCCA and GKMA to improve credit worthiness to access capital markets.		Yellow	Yellow	Green								
Activity 2.2.2.1 KCCA for transaction advisory to finalize the issuance of the KCCA's Green Bond		Yellow	Yellow	Yellow	Yellow	Green	Green	Green	Green	Green	Green	Green
Activity 2.2.3.1 A training workshops on						Yellow	Yellow	Yellow	Green			

ACTION PLAN FOR YEAR 4 (12/11/2022 – 11/11/2023)

Preparation & Execution	M1 ⁴ December	M2 January	M3 February	M4 March	M5 April	M6 May	M7 June	M8 July	M9 August	M10 September	M11 October	M12 November
Local Green Bond Issuance												
Activity 2.2.3.3 Strengthen financial management and reporting systems for KCCA and GKMA secondary cities (cash management, grants management and reporting, etc.)												
Activity 2.2.3.4 Realization of updated accounting manual, financial management system and KCCA subnational debt management strategy												
Activity 2.2.3.6 A training workshop on Subnational Pooled Financing Mechanisms												

ACTION PLAN FOR YEAR 4 (12/11/2022 – 11/11/2023)

Preparation & Execution	M1 ⁴ December	M2 January	M3 February	M4 March	M5 April	M6 May	M7 June	M8 July	M9 August	M10 September	M11 October	M12 November
Activity 2.3.1.1: Organization of 1 peer learning to share and explore the modalities and conditions of success of local PPP for KCCA and GKMA's secondary cities												
Activity 2.3.1.2: Realization of 1 guidebook on conditions and modalities of building effective local PPPs that will share inspiring (good and bad) practices from Uganda, Africa and other parts of the world.												
Activity 2.3.2.1: Preparation of 3 concrete PPP projects that will be developed												

ACTION PLAN FOR YEAR 4 (12/11/2022 – 11/11/2023)

Preparation & Execution	M1 ⁴ December	M2 January	M3 February	M4 March	M5 April	M6 May	M7 June	M8 July	M9 August	M10 September	M11 October	M12 November
Activity 2.3.3.1: Organization of a peer learning workshop on attracting public and private investment at local level, to present and introduce existing modalities and mechanisms.												
Activity 3.1.1.1 Realization of 1 guidebook on conditions and modalities of building integrated investment plans at regional and metropolitan levels												
Activity 3.1.1.2 Design of a metropolitan investment plan												
Activity 3.3.1.1 Implement pilot projects in KCCA and GKMA secondary cities on												

ACTION PLAN FOR YEAR 4 (12/11/2022 – 11/11/2023)

Preparation & Execution	M1 ⁴ December	M2 January	M3 February	M4 March	M5 April	M6 May	M7 June	M8 July	M9 August	M10 September	M11 October	M12 November
solar PV for 4 Activity 3.3.1.2												
Implement pilot projects of 4 electric motorcycles plus a solar charging station												
Activity 3.3.2.1 Design and construct 2 community Solar mini-grids of 50KWp each in GKMA and fine tune the sustainable business model and technical modalities												

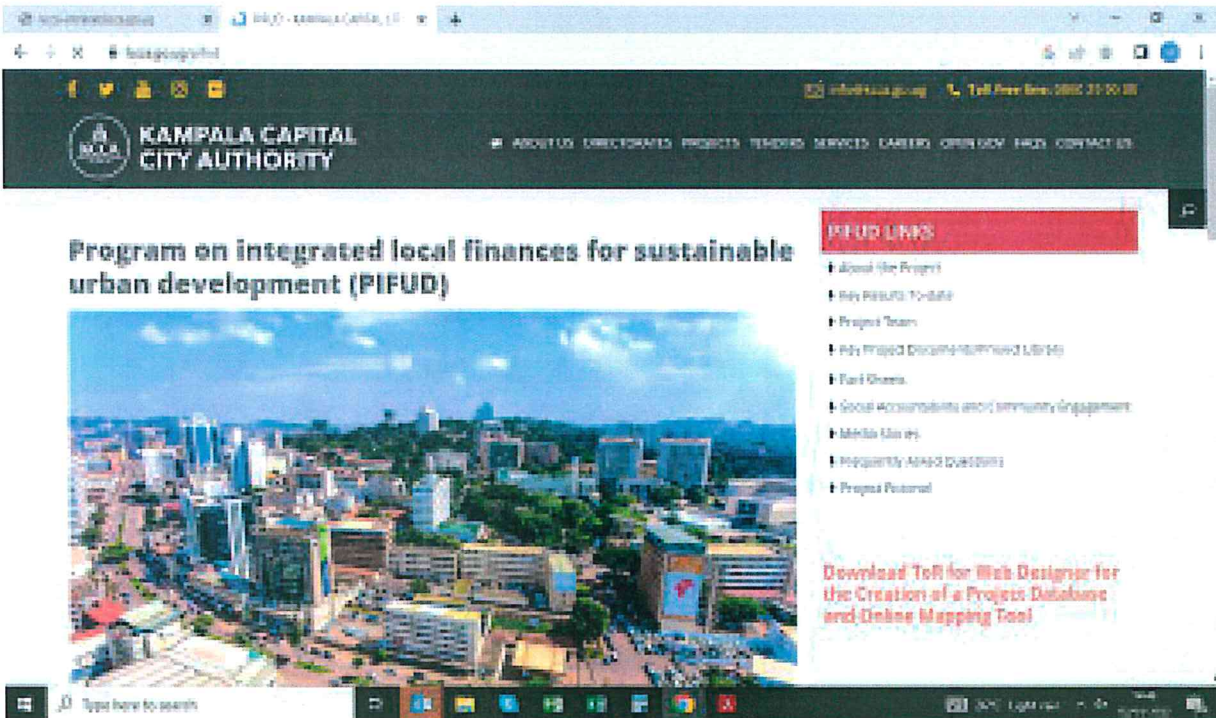
3. Visibility

A communication and visibility plan has been elaborated, shared and approved by the EU. Several activities were conducted during the reporting period that included training and workshops with the major ones being, the Program launch, a peer to peer training workshop and the following activities. All the materials presented during those meetings included the EU logo.

- Programme Webpage

The Program webpage under the Kampala Capital City Authority official website was updated. www.kcca.go.ug/pifud

From October 2020 to November 2021, there has been an increase in the visits of 20.5%, from 279,844 to 412,077.



- Press Releases

The press release for the handover of the IRAS management system and data center to the beneficiary municipalities and Local Government Finance Commission respectively was done on 27 th September 2022. See

www.kcca.go.ug/pifud

- Steering Committee Meetings

Quarterly Steering Committee meetings were held between PIFUD and beneficiary municipalities. For pictures

https://drive.google.com/drive/folders/17MJ2jvnFfuSwcO9VgjS33L8o0esXRorb?usp=share_link

- Newspaper

The program published a full page article in the Newvision Newspaper of 9 th May 2022 commemorating the European Union Day.

https://docs.google.com/document/d/1dB9IEycLnsBYLTCI9IBT5N1lwCle5sAL/edit?usp=share_link&ouid=107357527603013203972&rtpof=true&s_d=true

- Media Pitching and Briefing Opportunities.

Informal meetings with journalists from the local media houses were organized to try and in-

fluence the journalists into writing and speaking on radio about the program and as a result, radio talk shows in the beneficiary municipalities of Nansana, Entebbe and Makindye Ssabagabo where held.

- Travels

As a means of providing visibility for the program, the presentations made during the travels bore both the EU and PIFUD logos. Branded items like Bags, Pens and Notebooks also had the EU, KCCA and PIFUD logos engraved on them. During the European Union Funded Seminar on Territorial Approaches to Local Development that took place between the 26th–28th October 2022, a documentary on the PIFUD activities for the period was also presented in South Africa. More details can be found on the link: https://drive.google.com/file/d/1W7zvoq1jFHqLYemEo1ckokGW6z5r2N3C/view?usp=share_link

- PIFUD features on the monthly newsletter of the FMDV

The program activities appeared on all Kampala Capital City Authority social media Platforms which include:

Facebook – Kampala Capital City Authority-kccaug,

Twitter @kccaug,

Instagram @kccaug

Youtube kccaug

Whatsapp +256 794 274 444

- Factsheets

Programme summary, updated annually

High-Level Policy Dialogue

Integrated Revenue Administration System

Living Labs – presentation of the methodological approach

E-mobility – key results



Solar in Schools – process and key results

https://drive.google.com/drive/folders/1IxNj9uAKAJ1KB2OQ9S9-4ZRKRMI7z9_?usp=share_link

- Branding Materials

Branding collateral like facemasks, stickers, teardrop banners and standalone banners were printed.


Additional Branding materials printed included bags, pens and notebooks



Contract Number: C SO-L A/2019/408-978

Reporting Period: 12.11.2021 - 11.11.2022

Name of the contact person for the Action: Edison Masereka

Signature: 

Location: Kampala Capital City Authority

Date report due: 12/11/2022

Date Report Sent:

EVALUATIONS

Results Oriented Monitoring

One Results Oriented Monitoring (ROM) was commenced on the 22/11/2021 and A report was sent to the EU.

Expenditure Verification

An expenditure verification will be undertaken after the close of year three by Price Waterhouse Coopers (PWC).

FINANCIAL REPORT

See attachment

**END OF YEAR 3
CONSOLIDATED FINANCIAL
REPORT
NOVEMBER 2021 TO
NOVEMBER 2022**

3.6 UPS stabilizer	Per unit	10	3,500	35,000	-	1	31,211.26	31,211.26	-	31,211.26	3,788.74	11%
3.7 QR code readers	Per unit	50	500	25,000	-	-	-	28,701.50	28,701.50	-3,701.50	-15%	
3.8 Desktop Computers	Per unit	50	900	45,000	-	6	1,879.41	11,276.46	26,417.72	7,305.82	16%	
3.9 Printers	Per unit	10	800	8,000	-	-	-	18,439.20	18,439.20	-10,439.20	-130%	
3.10 Network & internet connection equipment	Per unit	2	30,000	60,000	-	3	15,447.47	46,342.41	5,340.23	51,682.64	8,317.36	14%
3.11 Other (please specify)												
Subtotal Equipment and supplies				491,900	0.00			324,098.69	146,925.03	471,023.72	20,876.28	4%
4. Local office												
4.1 Vehicle costs	Per month	48	400	19,200	-	5	1,218.95	6,094.75	2,269.76	8,364.51	10,835.49	56%
4.2 Office rent	Per month	48	500	24,000	-	12	283.25	3,399.05	10,000.24	13,399.29	10,600.71	44%
4.3 Consumables - office supplies	Per month	48	400	19,200	-	12	531.80	6,381.60	6,493.12	12,874.72	6,325.28	33%
4.4 Other services (tel/fax, electricity/heating, maintenance)	Per month	48	200	9,600	-	12	99.59	1,195.08	2,610.24	3,805.32	5,794.68	60%
Subtotal Local office				72,000	0.00			17,070.48	21,373.36	38,443.84	33,556.16	47%
5. Other costs, services												
5.1.1 Production of Handbooks	Per handbook	5	3,000	15,000	-	-	-	-	-	-	15,000.00	100%
5.2.1 Expertise for Policy Dialogues	Per dialogue	2	9,600	19,200	-	-	-	-	10,650.00	10,650.00	8,550.00	45%
5.2.2 Expertise for revised policy, legislation, regulations (A.1.1.2)	Per day	20	150	3,000	-	-	-	-	-	-	3,000.00	100%
5.2.3 Expert for Municipal revenue design (A2.1.1)	Per day	225	150	33,750	-	20	183.23	3,664.60	25,840.00	29,504.60	4,245.40	13%
5.2.4 Expert on System support & backstopping for 1 year (A2.2.1)	Per day	72	150	10,800	-	-	-	-	5,401.60	5,401.60	5,398.40	50%
5.2.5. Fifty temporary staff to conduct taxpayer registration (A2.1.2)	Per day	2,547	25	56,250	63,666.75	-	-	-	63,666.50	63,666.50	0.25	0%
5.2.6 Expert on Green Bond (handbook)	Per day	15	700	10,500	-	-	-	-	-	-	10,500.00	100%
5.2.7 Expert on Green Bond design (A.2.2.2)	Per year	3	25,000	75,000	-	-	-	-	-	-	75,000.00	100%
5.2.8 Expert on PPPs (A.2.3.1)	Per day	15	700	10,500	-	-	-	-	-	-	10,500.00	100%
5.2.9 Project preparation (A.2.3.2)	Per project	3	30,950	92,850	82,283.42	1	5,833.95	5,833.95	7,177.26	13,011.21	69,272.21	75%
5.2.10 Expert on project preparation facilities (A.2.3.4)	Per day	40	700	28,000	-	-	-	-	-	-	28,000.00	100%

**FORECAST BUDGET AND
FOLLOW UP
12th NOVEMBER 2021 TO
11th NOVEMBER 2022**

&

**DETAILS OF EXPENDITURE
NOVEMBER 12th 2021
TO NOVEMBER 11th 2022**

Expenditures	Contract No		Implementation period of the contract (12/11/2019 - 11/11/2023)		Forecast		Real Previous Period		Forecast			
	CSO-LA/2019/408-978		Previous period (12/11/2021 - 11/11/2022)		Forecast		Real Previous Period		Forecast			
	Unit	# Units	Unit value (in EUR)	Total Cost (in EUR)	Unit	# Units	Unit value (in EUR)	Total Cost (in EUR)	Unit	# Units	Unit value (in EUR)	Total Cost (in EUR)
1. Human Resources												
1.1 Salaries (gross amounts, local staff)												
1.1.1.1 Program Manager	Per month	12	4,140	49,680.00				53,707.32	Per month	12	4,140	49,680.00
1.1.1.2 Program Supervisor	Per month	12	2,875	34,500.00				37,339.80	Per month	12	2,875	34,500.00
1.1.1.3 Program Officer	Per month	12	1,840	22,080.00				21,555.60	Per month	12	1,840	22,080.00
1.1.2 Administrative/ support staff												
1.1.2.1 Program Accountant	Per month	12	1,840	22,080.00				22,025.16	Per month	12	1,840	22,080.00
1.1.2.2 Procurement Officer	Per month	6	431.14	2,586.84				2,731.26	Per month	-	-	-
1.2 Salaries (gross amounts, expat/int. staff)												
1.2.1 Program Manager	Per month	10	5,000	50,000.00				46,905.12	Per month	12	5,000	60,000.00
1.2.2 Program Supervisor	Per month	6	7,423	44,537.60				44,696.34	Per month	4	6,400	25,600.00
1.2.3 Program Officer	Per month	12	3,894	46,728.00				38,565.96	Per month	12	3,894	46,728.00
1.3 Per diems for missions/travel												
1.3.1 Abroad (staff assigned to the Action)	Per diem	30	200	22,705.00				14,767.84	Per diem	69	200	13,800.00
1.3.2 Local (staff assigned to the Action)	Per diem	28	243	6,988.00				4,259.33	Per diem	17	243	4,131.00
1.3.3 Steering Committee	Per diem	108	50	5,400.00				2,662.40	Per diem	95	50	4,750.00
Subtotal Human Resources				307,265.44				289,226.13				283,349.00
2. Travel												
2.1 International travel	Per flight	23	1,200	27,600.00				5,960.10	Per flight	18	1,200	21,600.00
2.1.2 International travel from/to Europe (Elected Leaders - Economy class)	Per flight	3	1,200	3,600.00				1,259.00	Per flight	3	1,200	3,600.00
2.1.3 Regional travels (economic class)	Per flight	20	500	10,000.00				5,401.15	Per flight	11	500	5,500.00
2.1.4 Regional travels (Elected Leaders - Economy class)	Per flight	3	500	1,500.00				-	Per flight	4	500	2,000.00
2.2 Local transportation	Per month	-	-	-				-	Per month	-	-	-
Subtotal Travel				42,700.00				12,620.25				32,700.00
3. Equipment and supplies												
3.1 Purchase vehicles	Per unit	1	6,711	6,711.17				-	Per unit	-	-	-
3.2 Electric Motorcycles plus charging station	Per unit	1	2,875	2,874.97				-	Per unit	-	-	-
3.3 Furniture (tables, Chairs & small office equipment for 4 staff)	Per set	-	-	-				-	Per set	-	-	-
3.4 Laptop Computers for staff assigned to the project	Per unit	-	-	-				-	Per unit	-	-	-
3.5 Equipment for Revenue Mng. System - Servers	Per unit	2	119,647.74	239,295.48				235,268.56	Per unit	-	-	-
3.6 UPS stabilizer	Per unit	10	3,500	35,000.00				31,211.26	Per unit	-	-	-
3.7 QR code readers	Per unit	-	-	-				-	Per unit	-	-	-
3.8 Desktop Computers	Per unit	-	-	-				11,276.46	Per unit	-	-	-
3.9 Printers	Per unit	-	-	-				-	Per unit	-	-	-
3.10 Network & internet connection equipment	Per unit	1	54,659.77	54,659.77				46,342.41	Per unit	-	-	-
3.11 Other (please specify)	Per unit	-	-	-				-	Per unit	-	-	-
Subtotal Equipment and supplies				338,541.39				324,098.69				-

6.1.1	Purchase of 4 solar energy systems for pilot action	Per unit	1	100,000	100,000.00	142,525.68	Per unit	2	100,000	200,000.00
6.1.2	Purchase of 2 min-grids energy systems for pilot action	Per unit	1	338,800	338,800.00	342,971.86	Per unit	1	338,800	338,800.00
6.1.3	Contract to dispose asbestos sheets from pilot schools	Per school	4	3,000	12,000.00	20,998.47	Per school	-	-	-
6.2 Training										
6.2.1	Training on tax recovery improvement (Own source revenue mgt) (logistics)	Per participant	125	51	6,375.00	8,500.45	Per participant	-	-	-
6.2.1	bis TA on training on tax recovery improvement (Own source revenue mgt)	Per meeting	3	708.33	2,125.00	-	Per day	-	-	-
6.2.2(a)	Training on Land Based Financing (logistics)	Per participant	138	51.0	7,038.00	10,335.34	Per participant	-	-	-
6.2.2(b)	TA Training on Land Based Financing	Per participant	6	625	3,750.00	-	Per day	-	-	-
6.2.3 (a)	Training on creditworthiness improvement (logistics)	Per participant	127	50	6,350.00	9,661.00	Per participant	-	-	-
6.2.3 (b)	TA training on creditworthiness	per day	4	538	2,150.00	-	Per day	-	-	-
6.2.4	Training on Municipal Green Bond	Per participant	170	50	8,500.00	3,933.10	Per participant	90	50	4,500.00
6.2.5	Training on Pooled Financing	Per participant	170	50	8,500.00	-	Per participant	170	50	8,500.00
6.3.1	Onsite transportation	Per day	15	50	750.00	-	Per day	45	50	2,250.00
6.3.2	Per diem for the participants of the Study Tour	Per day	25	245	6,125.00	-	Per day	75	245	18,375.00
Subtotal Other										
538,926										
7. Subtotal direct eligible costs of the Action (1 to 6)										
1,688,134.05										
8. Indirect costs (maximum 7% of 7, subtotal of direct eligible costs of the Action)										
51,498.85										
9. Total eligible costs of the Action, excluding reserve (7+8)										
1,739,632.90										
10. Provision for contingency reserve (max 5% of 7, subtotal of dir. eligible costs)										
-										
11. Total eligible costs (9+10)										
1,739,632.90										
12. Contributions in kind										
-										
13. Total accepted costs of the Action (11+12)										
1,739,632.90										

Prepared by: Program Accountant

Name : Masy Kabuye Naggayi

Masy Kabuye Naggayi
Date: 02/05/2023

Reviewed by: Program Supervisor

Name : Sarah Natuna Elizabeth

Sarah Natuna Elizabeth
Date: 3/05/2023

Reviewed By: Manager Revenue Accounting/Grants

Name: Godfrey Galimaka

Godfrey Galimaka
Date: 4/5/2023

Approved By: Project Manager

Name: Edison Masereka

Edison Masereka
Date: 05/05/2023

Approved by : Director Treasury Services

Name : Charles Moses Waibi

Charles Moses Waibi
Date: 18/5/2023

Certified by: Executive Director

Name : Dorothy Kisaka

Dorothy Kisaka
Date:

PROGRAM ON INTEGRATED LOCAL FINANCE FOR SUSTAINABLE URBAN DEVELOPMENT IN GKMA

DETAILS OF EXPENDITURE FOR PERIOD 12TH NOV 2021- 11 NOV 2022

Date	Event Class	Budget line	Transaction Number	Payee Name	Particulars	Amount Paid in UGX	Exchange Rate	Amount In EUR
22-Nov-21	Invoice	4.3	PIFUD/ED/22/001	Vanessa Kasana	Payment for operational imprest	1,000,000	4,059.00	246.37
23-Nov-21	Invoice	1.1.1.1	SC/CH/PROJECTS/12/NOV2021	MASERKA EDISON	Payment of salary for the month of Nov 2021	7,895,542	4,059.00	1,945.19
23-Nov-21	Invoice	1.1.1.1	SC/CH/PROJECTS/12/NOV2021	Uganda Revenue Authority	Payment of PAYE for the month of Nov 2021	5,300,212	4,059.00	1,305.79
23-Nov-21	Invoice	1.1.1.1	SC/CH/PROJECTS/12/NOV2021	National Social Security Fund	Payment of NSSFor the month of Nov 2021	2,399,330	4,059.00	591.11
23-Nov-21	Invoice	1.1.1.1	SC/CH/PROJECTS/12/NOV2021	KCCA STAFF SACCO	Payment of SACCO deductions for the month of Nov 2021	2,000,000	4,059.00	492.73
23-Nov-21	Invoice	1.1.1.1	SC/CH/PROJECTS/12/NOV2021	SSEKAJJA JOHN	Payment of salary for the month of Nov 2021	1,257,607	4,059.00	309.83
23-Nov-21	Invoice	1.1.1.1	SC/CH/PROJECTS/12/NOV2021	Uganda Revenue Authority	Payment of PAYE for the month of Nov 2021	1,022,497	4,059.00	251.91
23-Nov-21	Invoice	1.1.1.2	SC/CH/PROJECTS/12/NOV2021	National Social Security Fund	Payment of NSSFor the month of Nov 2021	560,249	4,059.00	138.03
23-Nov-21	Invoice	1.1.1.2	SC/CH/PROJECTS/12/NOV2021	KCCA STAFF SACCO	Payment of SACCO deductions for the month of Nov 2021	1,268,237	4,059.00	312.45
23-Nov-21	Invoice	1.1.1.1	SC/CH/PROJECTS/12/NOV2021	AGWAIMO ENOCK	Payment of salary for the month of Nov 2021	2,125,744	4,059.00	523.71
23-Nov-21	Invoice	1.1.1.1	SC/CH/PROJECTS/12/NOV2021	KCCA STAFF SACCO	Payment of SACCO deductions for the month of Nov 2021	400,000	4,059.00	98.55
23-Nov-21	Invoice	1.1.1.2	SC/CH/PROJECTS/12/NOV2021	National Social Security Fund	Payment of NSSFor the month of Nov 2021	560,249	4,059.00	138.03
23-Nov-21	Invoice	1.1.1.2	SC/CH/PROJECTS/12/NOV2021	Uganda Revenue Authority	Payment of PAYE for the month of Nov 2021	1,022,497	4,059.00	251.91
23-Nov-21	Invoice	1.1.1.2	SC/CH/PROJECTS/12/NOV2021	VANESSA SARA MAGGAYI	Payment of salary for the month of Nov 2021	1,363,671	4,059.00	335.96
23-Nov-21	Invoice	1.1.1.2	SC/CH/PROJECTS/12/NOV2021	Uganda Revenue Authority	Payment of PAYE for the month of Nov 2021	1,022,497	4,059.00	251.91
23-Nov-21	Invoice	1.1.1.2	SC/CH/PROJECTS/12/NOV2021	National Social Security Fund	Payment of NSSFor the month of Nov 2021	560,249	4,059.00	138.03
23-Nov-21	Invoice	1.1.1.2	SC/CH/PROJECTS/12/NOV2021	KCCA STAFF SACCO	Payment of SACCO deductions for the month of Nov 2021	1,162,072	4,059.00	286.30
23-Nov-21	Invoice	1.1.1.2	SC/CH/PROJECTS/12/NOV2021	NAFUNA SARAH ELIZABETH	Payment of salary for the month of Nov 2021	3,435,425	4,059.00	846.37
23-Nov-21	Invoice	1.1.1.2	SC/CH/PROJECTS/12/NOV2021	Uganda Revenue Authority	Payment of PAYE for the month of Nov 2021	2,642,350	4,059.00	650.99
23-Nov-21	Invoice	1.1.1.2	SC/CH/PROJECTS/12/NOV2021	National Social Security Fund	Payment of NSSFor the month of Nov 2021	1,370,175	4,059.00	337.56
23-Nov-21	Invoice	1.1.1.2	SC/CH/PROJECTS/12/NOV2021	KCCA STAFF SACCO	Payment of SACCO deductions for the month of Nov 2021	2,600,000	4,059.00	640.55
23-Nov-21	Invoice	1.1.2.1	SC/CH/PROJECTS/12/NOV2021	KABUYE MASSY MAGGAYI	Payment of salary for the month of Nov 2021	2,415,997	4,059.00	595.22
23-Nov-21	Invoice	1.1.2.1	SC/CH/PROJECTS/12/NOV2021	Uganda Revenue Authority	Payment of PAYE for the month of Nov 2021	2,033,383	4,059.00	500.96
23-Nov-21	Invoice	1.1.2.1	SC/CH/PROJECTS/12/NOV2021	National Social Security Fund	Payment of NSSFor the month of Nov 2021	1,065,692	4,059.00	262.55
23-Nov-21	Invoice	1.1.2.1	SC/CH/PROJECTS/12/NOV2021	KCCA STAFF SACCO	Payment of SACCO deductions for the month of Nov 2021	2,300,000	4,059.00	566.64
23-Nov-21	Invoice	5.7	SC/CH/PROJECTS/12/NOV2021	BOU	Bank charges November staff salaries	12,000	4,059.00	2.96
23-Nov-21	Invoice	1.1.1.2	SC/CH/PROJECTS/12/NOV2021	KCCA Collection A/C	Payment of Local Service Tax for F/Y 2021/2022	600,000	4,059.00	147.82
29-Nov-21	Invoice	6.1.1	PIFUD/ED/23/002	John Sekajja/TSA Cash	Payment of transport facilitation to team attending physical I DAY CONSU	2,300,000	4,059.00	566.64
29-Nov-21	Invoices	1.3.1		Vilia Kololo (FG & SR)	Per diem	6,472,327	4,322.29	1,497.43
29-Nov-21	Salary Payslip	1.2.3		Luc Aldon	FMDV PIFUD Staff Salaries	14,920,545	4,322.29	3,452.00
02-Dec-21	Invoice	5.2.9	PIFUD/ED/23/003	GKMA Participants	Payment of sitting allowance & transport refund to participants in the urban development plan participatory documentation as per window 2	23,680,000	4,059.00	5,833.95
02-Dec-21	Invoice	5.2.12	PIFUD/ED/23/631F13070	KPMG	Payment of 2nd installment for provision of consultancy services on the Accounting manual	2,577,966	4,059.00	635.12
02-Dec-21	Invoice	4.4	PIFUD/ED/23/002	KCCA STAFF SACCO	Payment for data & airtime loaded for PIFUD team	630,000	4,059.00	155.21
02-Dec-21	Invoice	4.1	PIFUD/ED/23/004	VIVO ENERGY	Payment for fuel re-loading for PIFUD team	2,000,000	4,059.00	492.73
09-Dec-21	Invoice	3.8	PIFUD/ED/23/INV-025	Rotadam Africa Limited	Payment for supply of laptops for strategy team	37,489,080	4,059.00	9,236.04
09-Dec-21	Invoice	3.8	PIFUD/ED/23/INV-025	Uganda Revenue Authority	6% WHT on supply of laptops for strategy team	2,392,920	4,059.00	589.53
					Payment for provision of break tea ,snacks for			

09-Dec-21	Invoice	6.1.1	PIFUD/ED/Y3/INV-1630	Tendo Catering Family	Payment for provision of break tea ,snacks for handover of site at Mulago School for the	1,000,000	4,059.00	246.37
09-Dec-21	Invoice	5.2.3	PIFUD/ED/005	PIFUD SUPPORT TEAM	Payment of Honorarium to PIFUD support team	14,874,613	4,059.00	3,664.60
09-Dec-21	Invoice	6.1.1	PIFUD/ED/005	PIFUD SUPPORT TEAM	Payment of Honorarium to PIFUD support team	976,445	4,059.00	240.56
09-Dec-21	Invoice	5.7	Jan-22	BOU	Bank charges	14,000	4,059.00	3.45
10-Dec-21	Salary Payslip	1.2.1	Ref: N2_FG112021	Sandra REVERDI	FMDV PIFUD Staff Salaries	21,715,185	4,322.29	5,024.00
10-Dec-21	Invoice	1.3.1	Ref: N2_FG112021	Per diem Flora Geley	Per diem	1,767,428	4,322.29	408.91
18-Dec-21	Invoice	1.1.1.1	SC/CH/PROJECTS/12/DEC2021	MASERKA EDISON	Payment of salary for the month of Dec 2021	7,895,542	4,059.00	1,945.19
18-Dec-21	Invoice	1.1.1.1	SC/CH/PROJECTS/12/DEC2021	Uganda Revenue Authority	Payment of PAYE for the month of Dec 2021	5,300,212	4,059.00	1,305.79
18-Dec-21	Invoice	1.1.1.1	SC/CH/PROJECTS/12/DEC2021	National Social Security Fund	Payment of NSSFfor the month of Dec 2021	2,399,330	4,059.00	591.11
18-Dec-21	Invoice	1.1.1.1	SC/CH/PROJECTS/12/DEC2021	KCCA STAFF SACCO	Payment of SACCO deductions for the month of Dec 2021	2,000,000	4,059.00	492.73
18-Dec-21	Invoice	1.1.1.1	SC/CH/PROJECTS/12/DEC2021	SSEKAJJA JOHN	Payment of salary for the month of Dec 2021	1,257,507	4,059.00	308.81
18-Dec-21	Invoice	1.1.1.1	SC/CH/PROJECTS/12/DEC2021	Uganda Revenue Authority	Payment of PAYE for the month of Dec 2021	1,022,497	4,059.00	251.91
18-Dec-21	Invoice	1.1.1.3	SC/CH/PROJECTS/12/DEC2021	National Social Security Fund	Payment of NSSFfor the month of Dec 2021	560,249	4,059.00	138.03
18-Dec-21	Invoice	1.1.1.3	SC/CH/PROJECTS/12/DEC2021	KCCA STAFF SACCO	Payment of SACCO deductions for the month of Dec 2021	1,268,237	4,059.00	312.45
18-Dec-21	Invoice	1.1.1.3	SC/CH/PROJECTS/12/DEC2021	AGWAIMO ENOCK	Payment of salary for the month of Dec 2021	2,125,744	4,059.00	523.71
18-Dec-21	Invoice	1.1.1.3	SC/CH/PROJECTS/12/DEC2021	KCCA STAFF SACCO	Payment of salary for the month of Dec 2021	400,000	4,059.00	98.55
18-Dec-21	Invoice	1.1.1.3	SC/CH/PROJECTS/12/DEC2021	National Social Security Fund	Payment of NSSFfor the month of Dec 2021	560,249	4,059.00	138.03
18-Dec-21	Invoice	1.1.1.3	SC/CH/PROJECTS/12/DEC2021	Uganda Revenue Authority	Payment of PAYE deductions for the month of Dec 2021	1,022,497	4,059.00	251.91
18-Dec-21	Invoice	1.1.1.3	SC/CH/PROJECTS/12/DEC2021	VANESSA SARA NAGGAVI	Payment of salary for the month of Dec 2021	1,363,671	4,059.00	335.96
18-Dec-21	Invoice	1.1.1.3	SC/CH/PROJECTS/12/DEC2021	Uganda Revenue Authority	Payment of PAYE for the month of Dec 2021	1,022,497	4,059.00	251.91
18-Dec-21	Invoice	1.1.1.3	SC/CH/PROJECTS/12/DEC2021	National Social Security Fund	Payment of NSSFfor the month of Dec 2021	560,249	4,059.00	138.03
18-Dec-21	Invoice	1.1.1.2	SC/CH/PROJECTS/12/DEC2021	KCCA STAFF SACCO	Payment of SACCO deductions for the month of Dec 2021	1,162,072	4,059.00	286.30
18-Dec-21	Invoice	1.1.1.2	SC/CH/PROJECTS/12/DEC2021	NAFUNA SARAH ELIZABETH	Payment of salary for the month of Dec 2021	3,435,425	4,059.00	846.37
18-Dec-21	Invoice	1.1.1.2	SC/CH/PROJECTS/12/DEC2021	Uganda Revenue Authority	Payment of PAYE for the month of Dec 2021	2,649,350	4,059.00	652.71
18-Dec-21	Invoice	1.1.1.2	SC/CH/PROJECTS/12/DEC2021	National Social Security Fund	Payment of NSSFfor the month of Dec 2021	1,370,175	4,059.00	337.56
18-Dec-21	Invoice	1.1.1.2	SC/CH/PROJECTS/12/DEC2021	KCCA STAFF SACCO	Payment of SACCO deductions for the month of Dec 2021	2,600,000	4,059.00	640.55
18-Dec-21	Invoice	1.1.1.2	SC/CH/PROJECTS/12/DEC2021	KABUYE MASSY NAGGAVI	Payment of salary for the month of Dec 2021	2,415,997	4,059.00	595.22
18-Dec-21	Invoice	1.1.2.1	SC/CH/PROJECTS/12/DEC2021	Uganda Revenue Authority	Payment of PAYE for the month of Dec 2021	2,033,383	4,059.00	500.96
18-Dec-21	Invoice	1.1.2.1	SC/CH/PROJECTS/12/DEC2021	National Social Security Fund	Payment of NSSFfor the month of Dec 2021	1,065,692	4,059.00	262.55
18-Dec-21	Invoice	1.1.2.1	SC/CH/PROJECTS/12/DEC2021	KCCA STAFF SACCO	Payment of SACCO deductions for the month of Dec 2021	2,300,000	4,059.00	566.64
18-Dec-21	Invoice	5.7	SC/CH/PROJECTS/12/DEC2021	BOU	Bank charges Dec staff salaries	14,000	4,059.00	3.45
18-Dec-21	Invoice	1.1.2.2	SC/CH/PROJECTS/12/DEC2021	Zaituni Nakakawa	Payment of salary for Oct to Dec 2021	6,842,248	4,059.00	1,685.70
18-Dec-21	Invoice	1.1.2.2	SC/CH/PROJECTS/12/DEC2021	Uganda Revenue Authority	Payment of PAYE for the month of Dec 2021	2,728,845	4,059.00	672.29
18-Dec-21	Invoice	1.1.2.2	SC/CH/PROJECTS/12/DEC2023	National Social Security Fund	Payment of NSSFfor the month of Dec 2021	1,515,173	4,059.00	376.17
22-Dec-21	Invoice	1.3.1	Ref:n2/SR112021	Per diem Sandra Reverdi	Per diem	1,193,687	4,322.29	276.29
22-Dec-21	Invoice	5.2.14	Ref n. 2021.02	Jeremy Gorielick Invoice n.2	CIP Expert	33,428,591	4,322.29	7,734.00
22-Dec-21	Invoice	6.2.2	Ref: n*9 - 02/12/2021	Flora Geley Invoice n.1 -	Consultant payment total amount 14,490 Eur	16,208,588	4,322.29	3,750.00
22-Dec-21	Invoice	5.2.14	Ref: n*9 - 02/12/2021	Flora Geley Invoice n.1 -	Consultant payment total amount 14,490 Eur	37,236,528	4,322.29	8,615.00
28-Dec-21	Invoice	6.2.1	Ref: n*9 - 02/12/2021	Flora Geley Invoice n.1 -	Consultant payment total amount 14,490 Eur	9,184,866	4,322.29	2,135.00
28-Dec-21	Salary Payslip	1.2.1	Ref: VHI3562558100Q1	Sandra REVERDI	FMDV PIFUD Staff Salaries	21,559,583	4,322.29	4,988.00
28-Dec-21	Salary Payslip	1.2.2	Ref: december 2021	Justine AUDRAIN	FMDV PIFUD Staff Salaries	15,981,667	4,322.29	3,697.50
28-Dec-21	Invoice	1.3.1	Ref: NDC_JA/0321	Per diem Justine AUDRAIN (2021)	Per diem	5,201,184	4,322.29	1,203.34
20-Jan-22	Invoice	3.5	PIFUD/ED/Y3/INV-061	SYBYL	Advance30% for supply of servers	286,477,526	4,059.00	70,578.35
20-Jan-22	Invoice	3.5	PIFUD/ED/Y3/INV-060	SYBYL	Advance70% for supply of servers	668,477,560	4,059.00	164,690.21
20-Jan-22	Invoice	5.7	Jan-22	BOU	Bank charges	4,000	4,059.00	0.99
28-Jan-22	Invoice	1.1.1.1	SC/CH/PROJECTS/01/JAN2022	MASERKA EDISON	Payment of salary for the month of Jan 2022	7,695,542	4,059.00	1,895.92
28-Jan-22	Invoice	1.1.1.1	SC/CH/PROJECTS/01/JAN2022	Uganda Revenue Authority	Payment of PAYE for the month of Jan 2022	5,300,212	4,059.00	1,305.79
28-Jan-22	Invoice	1.1.1.1	SC/CH/PROJECTS/01/JAN2022	National Social Security Fund	Payment of NSSFfor the month of Jan 2022	2,399,330	4,059.00	591.11

28-Jan-22	Invoice	1.1.1.1	SC/CH/PROJECTS/01/JAN2022	KCCA STAFF SACCO	Payment of SACCO deductions for the month of Jan 2022	2,200,000	4,059.00	542.01
28-Jan-22	Invoice	1.1.1.1	SC/CH/PROJECTS/01/JAN2022	SSEKALIA JOHN	Payment of salary for the month of Jan 2022	1,257,507	4,059.00	309.81
28-Jan-22	Invoice	1.1.1.1	SC/CH/PROJECTS/01/JAN2022	Uganda Revenue Authority	Payment of PAYE for the month of Jan 2022	1,022,497	4,059.00	251.91
28-Jan-22	Invoice	1.1.1.2	SC/CH/PROJECTS/01/JAN2022	National Social Security Fund	Payment of NSSF for the month of Jan 2022	560,249	4,059.00	138.03
28-Jan-22	Invoice	1.1.1.2	SC/CH/PROJECTS/01/JAN2022	KCCA STAFF SACCO	Payment of SACCO deductions for the month of Jan 2022	1,268,237	4,059.00	312.45
28-Jan-22	Invoice	1.1.1.1	SC/CH/PROJECTS/01/JAN2022	AGWAIMO ENOCK	Payment of salary for the month of Jan 2022	1,095,615	4,059.00	491.65
28-Jan-22	Invoice	1.1.1.1	SC/CH/PROJECTS/01/JAN2022	Uganda Revenue Authority	Payment of PAYE for the month of Jan 2022	1,022,497	4,059.00	251.91
28-Jan-22	Invoice	1.1.1.2	SC/CH/PROJECTS/01/JAN2022	National Social Security Fund	Payment of NSSF for the month of Jan 2022	560,249	4,059.00	138.03
28-Jan-22	Invoice	1.1.1.2	SC/CH/PROJECTS/01/JAN2022	KCCA STAFF SACCO	Payment of SACCO deductions for the month of Jan 2022	530,129	4,059.00	130.61
28-Jan-22	Invoice	1.1.1.2	SC/CH/PROJECTS/01/JAN2022	VANESSA SARA NAGGAYI	Payment of salary for the month of Jan 2022	1,363,671	4,059.00	335.96
28-Jan-22	Invoice	1.1.1.2	SC/CH/PROJECTS/01/JAN2022	Uganda Revenue Authority	Payment of PAYE for the month of Jan 2022	1,022,497	4,059.00	251.91
28-Jan-22	Invoice	1.1.1.2	SC/CH/PROJECTS/01/JAN2022	National Social Security Fund	Payment of NSSF for the month of Jan 2022	560,249	4,059.00	138.03
28-Jan-22	Invoice	1.1.1.2	SC/CH/PROJECTS/01/JAN2022	KCCA STAFF SACCO	Payment of SACCO deductions for the month of Jan 2022	1,162,072	4,059.00	286.30
28-Jan-22	Invoice	1.1.1.2	SC/CH/PROJECTS/01/JAN2022	NAFUNA SARA ELIZABETH	Payment of salary for the month of Jan 2022	3,435,425	4,059.00	846.37
28-Jan-22	Invoice	1.1.1.2	SC/CH/PROJECTS/01/JAN2022	Uganda Revenue Authority	Payment of PAYE for the month of Jan 2022	2,642,350	4,059.00	650.99
28-Jan-22	Invoice	1.1.1.2	SC/CH/PROJECTS/01/JAN2022	National Social Security Fund	Payment of NSSF for the month of Jan 2022	1,370,175	4,059.00	337.56
28-Jan-22	Invoice	1.1.1.2	SC/CH/PROJECTS/01/JAN2022	KCCA STAFF SACCO	Payment of SACCO deductions for the month of Jan 2022	2,600,000	4,059.00	640.55
28-Jan-22	Invoice	1.1.2.1	SC/CH/PROJECTS/01/JAN2022	KABUYE MASSY NAGGAYI	Payment of salary for the month of Jan 2022	2,415,997	4,059.00	595.22
28-Jan-22	Invoice	1.1.2.1	SC/CH/PROJECTS/01/JAN2022	Uganda Revenue Authority	Payment of PAYE for the month of Jan 2022	2,033,383	4,059.00	500.96
28-Jan-22	Invoice	1.1.2.1	SC/CH/PROJECTS/01/JAN2022	National Social Security Fund	Payment of NSSF for the month of Jan 2022	1,065,692	4,059.00	262.55
28-Jan-22	Invoice	1.1.2.1	SC/CH/PROJECTS/01/JAN2022	KCCA STAFF SACCO	Payment of SACCO deductions for the month of Jan 2022	2,300,000	4,059.00	566.64
28-Jan-22	Invoice	5.7	SC/CH/PROJECTS/01/JAN2022	BOU	Bank charges Jan 22 staff salaries	12,000	4,059.00	2.96
01-Feb-22	Salary Payslip	1.2.3	Ref: december 2021	LUC ALDON	FMDV PIFUD Staff Salaries	14,920,545	4,322.29	3,452.00
01-Feb-22	Salary Payslip	1.2.3	Ref: January 2022	LUC ALDON	FMDV PIFUD Staff Salaries	14,920,545	4,322.29	3,452.00
01-Feb-22	Salary Payslip	1.2.1	Ref: January 2022	Sandra REVERDI	FMDV PIFUD Staff Salaries	21,944,093	4,322.29	5,076.96
02-Feb-22	Salary Payslip	1.2.2	Ref: January 2022	Justine AUDRAIN	FMDV PIFUD Staff Salaries	19,657,567	4,322.29	4,547.95
15-Feb-22	Invoice	5.4	PIFUD/ED/Y3/INV-6794161002333	PWC	Payment of 50% professional fees for expenditure verification Y2	20,295,000	4,059.00	5,000.00
15-Feb-22	Invoice	6.1.1	PIFUD/ED/Y3/SURPLS-00651	Bernoulli Engineering Services	Payment for 30% advance under contract No. KCCA/SURPLS 2021/00651 for supply & installation of solar PVs at Mulago School for the deaf	21,829,181	4,059.00	5,377.97
15-Feb-22	Invoice	6.1.1	PIFUD/ED/Y3/SURPLS-00651	Bernoulli Engineering Services	Payment for 30% advance under contract No. KCCA/SURPLS 2021/00651 for supply & installation of solar PVs at Mulago School for the deaf	68,327,822	4,322.29	15,808.25
15-Feb-22	Invoice	6.2.2	PIFUD/ED/Y3/INV-9434	Mesttl Hotels & Residences	Payment for hotel facilities during a 3 day highlevel workshop on Landbased Financing held on 16th to 18th Nov 21	28,463,738	4,322.29	6,585.34
15-Feb-22	Invoice	5.2.1.1	PIFUD/ED/Y3/INV-9434	Mesttl Hotels & Residences	Payment for hotel facilities during a 3 day highlevel workshop on Landbased Financing held on 16th to 18th Nov 21	1,769,862	4,322.29	409.47
15-Feb-22	Invoice	4.3	PIFUD/ED/Y3/INV-151653	Lugran Technologies	Payment for supply of branded masks	940,000	4,322.29	217.48
15-Feb-22	Invoice	4.3	PIFUD/ED/Y3/INV-151653	Uganda Revenue Authority	Payments for 6% WHT on supply of branded masks	60,000	4,322.29	13.88
15-Feb-22	Invoice	4.1	PIFUD/ED/Y3/009	Total Uganda Limited	Payment for loading of PIFUD fuel Card	3,000,000	4,322.29	694.08
15-Feb-22	Invoice	5.8.1.1	PIFUD/ED/Y3/INV-1636	Tendo Catering Family	Payment for provision of breakea & Lunch /evening tea during CIP meetings	1,305,085	4,322.29	301.94
15-Feb-22	Invoice	5.8.1.1	PIFUD/ED/Y3/INV-1636	Uganda Revenue Authority	Payment for 6% WHT on provision of breakea & Lunch /evening tea during CIP meetings	69,915	4,322.29	16.18
15-Feb-22	Invoice	6.1.1	PIFUD/ED/Y3/INV-178060	Tendo Catering Family	Payment for catering services during the handover ceremony for renovation of Ninda School for the deaf	1,000,000	4,322.29	231.36
15-Feb-22	Invoice	5.8.1.1	PIFUD/ED/Y3/007	TSA Cash	Payment for transport facilitation to participants in CIP Consultative meetings Payment for cithine allowance for the stearine	3,000,000	4,322.29	694.08

15-Feb-22	Invoice	1.3.3	PIFUD/ED/03/008	TSA Cash	Payment for sitting allowance for the steering committee members	360,000	4,322.29	83.29
15-Feb-22	Invoice	4.4	PIFUD/ED/03/009	KCCA STAFF SACCO	Payment for DATA & airtime loaded for PIFUD team Jan & Feb 2022	1,260,000	4,322.29	291.51
15-Feb-22	Invoice	5.7	22-Feb	BOU	Bankcharges	20,000	4,322.29	4.63
18-Feb-22	Invoice	4.3	PIFUD/ED/03/006	VANESSA SARA NAGGAYI	Payment for operational imprest	1,500,000	4,322.29	347.04
22-Feb-22	Invoice	1.1.1.1	SC/CH/PROJECTS/02/FEB2022	MASEREKA EDISON	Payment of salary for the month of Feb 2022	5,895,541	4,322.29	1,363.99
22-Feb-22	Invoice	1.1.1.1	SC/CH/PROJECTS/02/FEB2022	Uganda Revenue Authority	Payment of PAYE for the month of Feb 2022	5,300,212	4,322.29	1,226.25
22-Feb-22	Invoice	1.1.1.1	SC/CH/PROJECTS/02/FEB2022	National Social Security Fund	Payment of NSSFor the month of Feb 2022	560,249	4,322.29	129.62
22-Feb-22	Invoice	1.1.1.1	SC/CH/PROJECTS/02/FEB2022	KCCA STAFF SACCO	Payment of SACCO deductions for the month of Feb 2022	4,000,000	4,322.29	925.44
22-Feb-22	Invoice	1.1.1.3	SC/CH/PROJECTS/02/FEB2022	SSEKAJIA JOHN	Payment of salary for the month of Feb 2022	1,257,507	4,322.29	290.94
22-Feb-22	Invoice	1.1.1.3	SC/CH/PROJECTS/02/FEB2022	Uganda Revenue Authority	Payment of PAYE for the month of Feb 2022	1,022,497	4,322.29	236.56
22-Feb-22	Invoice	1.1.1.3	SC/CH/PROJECTS/02/FEB2022	National Social Security Fund	Payment of NSSFor the month of Feb 2022	560,249	4,322.29	129.62
22-Feb-22	Invoice	1.1.1.2	SC/CH/PROJECTS/02/FEB2022	KCCA STAFF SACCO	Payment of SACCO deductions for the month of Feb 2022	1,268,237	4,322.29	293.42
22-Feb-22	Invoice	1.1.1.3	SC/CH/PROJECTS/02/FEB2022	AGWAIMO ENOCK	Payment of salary for the month of Feb 2022	1,995,615	4,322.29	461.70
22-Feb-22	Invoice	1.1.1.1	SC/CH/PROJECTS/02/FEB2022	Uganda Revenue Authority	Payment of PAYE for the month of Feb 2022	1,022,497	4,322.29	236.56
22-Feb-22	Invoice	1.1.1.3	SC/CH/PROJECTS/02/FEB2022	National Social Security Fund	Payment of NSSFor the month of Feb 2022	560,249	4,322.29	129.62
22-Feb-22	Invoice	1.1.1.2	SC/CH/PROJECTS/02/FEB2022	KCCA STAFF SACCO	Payment of SACCO deductions for the month of Feb 2022	530,129	4,322.29	122.65
22-Feb-22	Invoice	1.1.1.3	SC/CH/PROJECTS/02/FEB2022	VANESSA SARA NAGGAYI	Payment of salary for the month of Feb 2022	1,363,671	4,322.29	315.50
22-Feb-22	Invoice	1.1.1.3	SC/CH/PROJECTS/02/FEB2022	Uganda Revenue Authority	Payment of PAYE for the month of Feb 2022	1,022,497	4,322.29	236.56
22-Feb-22	Invoice	1.1.1.3	SC/CH/PROJECTS/02/FEB2022	National Social Security Fund	Payment of NSSFor the month of Feb 2022	560,249	4,322.29	129.62
22-Feb-22	Invoice	1.1.1.3	SC/CH/PROJECTS/02/FEB2022	KCCA STAFF SACCO	Payment of SACCO deductions for the month of Feb 2022	1,162,072	4,322.29	268.86
22-Feb-22	Invoice	1.1.1.2	SC/CH/PROJECTS/02/FEB2022	NAFUNA SARAH ELIZABETH	Payment of salary for the month of Feb 2022	3,435,425	4,322.29	794.82
22-Feb-22	Invoice	1.1.1.2	SC/CH/PROJECTS/02/FEB2022	Uganda Revenue Authority	Payment of PAYE for the month of Feb 2022	2,642,350	4,322.29	611.33
22-Feb-22	Invoice	1.1.1.2	SC/CH/PROJECTS/02/FEB2022	National Social Security Fund	Payment of NSSFor the month of Feb 2022	1,370,175	4,322.29	317.00
22-Feb-22	Invoice	1.1.1.2	SC/CH/PROJECTS/02/FEB2022	KCCA STAFF SACCO	Payment of SACCO deductions for the month of Feb 2022	2,600,000	4,322.29	601.53
22-Feb-22	Invoice	1.1.2.1	SC/CH/PROJECTS/02/FEB2022	KABUYE MASSY NAGGAYI	Payment of salary for the month of Feb 2022	2,415,997	4,322.29	558.96
22-Feb-22	Invoice	1.1.2.1	SC/CH/PROJECTS/02/FEB2022	Uganda Revenue Authority	Payment of PAYE for the month of Feb 2022	2,033,383	4,322.29	470.44
22-Feb-22	Invoice	1.1.2.1	SC/CH/PROJECTS/02/FEB2022	National Social Security Fund	Payment of NSSFor the month of Feb 2022	1,065,692	4,322.29	246.56
22-Feb-22	Invoice	1.1.2.1	SC/CH/PROJECTS/02/FEB2022	KCCA STAFF SACCO	Payment of SACCO deductions for the month of Feb 2022	2,300,000	4,322.29	532.13
22-Feb-22	Invoice	5.7	SC/CH/PROJECTS/02/FEB2022	BOU	Bank charges Feb 22 staff salaries	12,000	4,322.29	2.78
25-Feb-22	Salary Payslip	1.2.3	Ref: February 2022	Luc ALDON	FMDV PIFUD Staff Salaries	13,494,189	4,322.29	3,122.00
11-Mar-22	Invoice	1.1.1.2	PIFUD/ED/22/INV270965/318825	Institute Of Certified Public Accountants	Payment of annual subscription 2022	1,000,000	4,322.29	231.36
11-Mar-22	Invoice	5.7	PIFUD/ED/22/INV270965/318825	Institute Of Certified Public Accountants	Bankcharges	2,000	4,322.29	0.46
11-Mar-22	Invoice	6.1.3	PIFUD/ED/22/INV125427	Texa Solutions Limited	Payment for renovation of administration block at Mulago school for the Deaf	35,669,475	4,322.29	8,252.45
11-Mar-22	Invoice	5.7	PIFUD/ED/22/INV125427	Texa Solutions Limited	Bank charge	4,000	4,322.29	0.93
11-Mar-22	Invoice	6.1.3	PIFUD/ED/22/INV125427	Uganda Revenue Authority	Payment of 6% WHT on renovation of admin block at Mulago School for the Deaf	2,276,775	4,322.29	526.75
15-Mar-22	Invoice	3.10.	PIFUD/ED/22/SUPLS/00388	MOSEMAX U LTD	Payment for supply of printer	3,948,000	4,322.29	913.40
15-Mar-22	Invoice	3.10.	PIFUD/ED/22/SUPLS/00388	Uganda Revenue Authority-MosenaxKCCA	Payment for 6% WHT on supply of printer	252,000	4,322.29	58.30
15-Mar-22	Invoice	5.7	PIFUD/ED/22/SUPLS/00388	MOSEMAX U LTD	Bank charge	2,000	4,322.29	0.46
15-Mar-22	Invoice	5.7	PIFUD/ED/22/SUPLS/00388	Uganda Revenue Authority-2220002897290 WHT	Bank Charge	2,000	4,322.29	0.46
23-Mar-22	Invoice	1.1.1.1	SC/CH/PROJECTS/02/MAR2022	MASEREKA EDISON	Payment of salary for the month of Mar 2022	7,695,542	4,322.29	1,780.43
23-Mar-22	Invoice	1.1.1.1	SC/CH/PROJECTS/02/MAR2022	Uganda Revenue Authority	Payment of PAYE for the month of Mar 2022	5,300,212	4,322.29	1,226.25
23-Mar-22	Invoice	1.1.1.1	SC/CH/PROJECTS/02/MAR2022	National Social Security Fund	Payment of NSSFor the month of Mar 2022	2,399,330	4,322.29	555.11
23-Mar-22	Invoice	1.1.1.1	SC/CH/PROJECTS/02/MAR2022	KCCA STAFF SACCO	Payment of SACCO deductions for the month of	2,200,000	4,322.29	508.99

23-Mar-22	Invoice	1.1.1.1	SC/CH/PROJECTS/02/MAR2022	KCCA STAFF SACCO	Mar 2022	2,200,000	4,322.29	508.99
23-Mar-22	Invoice	1.1.1.1	SC/CH/PROJECTS/02/MAR2022	SSEKAJUA JOHN	Payment of salary for the month of Mar 2022	1,257,507	4,322.29	290.94
23-Mar-22	Invoice	1.1.1.1	SC/CH/PROJECTS/02/MAR2022	Uganda Revenue Authority	Payment of PAYE for the month of Mar 2022	1,022,497	4,322.29	236.56
23-Mar-22	Invoice	1.1.1.2	SC/CH/PROJECTS/02/MAR2022	National Social Security Fund	Payment of NSSF for the month of Mar 2022	560,249	4,322.29	129.62
23-Mar-22	Invoice	1.1.1.2	SC/CH/PROJECTS/02/MAR2022	KCCA STAFF SACCO	Payment of SACCO deductions for the month of Mar 2022	1,268,237	4,322.29	293.42
23-Mar-22	Invoice	1.1.1.1	SC/CH/PROJECTS/02/MAR2022	AGWAIMO ENOCK	Payment of salary for the month of Mar 2022	1,995,614	4,322.29	461.70
23-Mar-22	Invoice	1.1.1.1	SC/CH/PROJECTS/02/MAR2022	Uganda Revenue Authority	Payment of PAYE for the month of Mar 2022	1,022,497	4,322.29	236.56
23-Mar-22	Invoice	1.1.1.2	SC/CH/PROJECTS/02/MAR2022	National Social Security Fund	Payment of NSSF for the month of Mar 2022	560,249	4,322.29	129.62
23-Mar-22	Invoice	1.1.1.2	SC/CH/PROJECTS/02/MAR2022	KCCA STAFF SACCO	Payment of SACCO deductions for the month of Mar 2022	590,129	4,322.29	122.65
23-Mar-22	Invoice	1.1.1.2	SC/CH/PROJECTS/02/MAR2022	VANESSA SARA NAGGAYI	Payment of salary for the month of Mar 2022	1,363,671	4,322.29	315.50
23-Mar-22	Invoice	1.1.1.2	SC/CH/PROJECTS/02/MAR2022	Uganda Revenue Authority	Payment of PAYE for the month of Mar 2022	1,022,497	4,322.29	236.56
23-Mar-22	Invoice	1.1.1.2	SC/CH/PROJECTS/02/MAR2022	National Social Security Fund	Payment of NSSF for the month of Mar 2022	560,249	4,322.29	129.62
23-Mar-22	Invoice	1.1.1.2	SC/CH/PROJECTS/02/MAR2022	KCCA STAFF SACCO	Payment of SACCO deductions for the month of Mar 2022	1,162,072	4,322.29	268.86
23-Mar-22	Invoice	1.1.1.2	SC/CH/PROJECTS/02/MAR2022	NAFUNA SARAH ELIZABETH	Payment of salary for the month of Mar 2022	3,435,425	4,322.29	794.82
23-Mar-22	Invoice	1.1.1.2	SC/CH/PROJECTS/02/MAR2022	Uganda Revenue Authority	Payment of PAYE for the month of Mar 2022	2,642,350	4,322.29	611.33
23-Mar-22	Invoice	1.1.1.2	SC/CH/PROJECTS/02/MAR2022	National Social Security Fund	Payment of NSSF for the month of Mar 2022	1,370,175	4,322.29	317.00
23-Mar-22	Invoice	1.1.1.2	SC/CH/PROJECTS/02/MAR2022	KCCA STAFF SACCO	Payment of SACCO deductions for the month of Mar 2022	2,600,000	4,322.29	601.53
23-Mar-22	Invoice	1.1.2.1	SC/CH/PROJECTS/02/MAR2022	KABUYE MASSY NAGGAYI	Payment of salary for the month of Mar 2022	2,415,997	4,322.29	558.96
23-Mar-22	Invoice	1.1.2.1	SC/CH/PROJECTS/02/MAR2022	Uganda Revenue Authority	Payment of PAYE for the month of Mar 2022	2,033,383	4,322.29	470.44
23-Mar-22	Invoice	1.1.2.1	SC/CH/PROJECTS/02/MAR2022	National Social Security Fund	Payment of NSSF for the month of Mar 2022	1,065,692	4,322.29	246.56
23-Mar-22	Invoice	1.1.2.1	SC/CH/PROJECTS/02/MAR2022	KCCA STAFF SACCO	Payment of SACCO deductions for the month of Mar 2022	2,300,000	4,322.29	532.13
23-Mar-22	Invoice	5.7	SC/CH/PROJECTS/02/MAR2022	BOU	Bank charges Mar 22 staff salaries	12,000	4,322.29	2.78
28-Mar-22	Invoice	5.8.11	PIFUD/ED/Y3/5.8.11	Strategy Team	Payment of sitting allowance to Strategy team during alligning of KCCA strategic plan	4,140,000	4,322.29	957.93
28-Mar-22	Invoice	5.7	PIFUD/ED/Y3/5.8.11	BOU	Bank charge	44,000	4,322.29	10.18
29-Mar-22	Salary Payslip	1.2.2	Ref: February 2022	Justine AUDRAIN	FMDV PIFUD Staff Salaries	21,594,161	4,322.29	4,996.00
29-Mar-22	Salary Payslip	1.2.3	Ref: VIR LUC ALDON PIFUD MARS 2022	Luc ALDON	FMDV PIFUD Staff Salaries	13,494,189	4,322.29	3,122.00
04-Apr-22	Invoice	4.4	PIFUD/ED/Y3/4.4	KCCA STAFF SACCO	Payment of data & airtime for PIFUD Staff	740,000	4,322.29	171.21
04-Apr-22	Invoice	5.7	PIFUD/ED/Y3/4.4	KCCA STAFF SACCO	Payway charge	3,850	4,322.29	0.89
11-Apr-22	Invoice	5.8.11	PIFUD/ED/Y3/inv121481506513	Tendo Catering Family	Payment for provision of breakfast, refreshments and lunch during the PIFUD Strategy engagement	1,442,712	4,322.29	333.78
11-Apr-22	Invoice	5.8.11	PIFUD/ED/Y3/INV121481506513	Uganda Revenue Authority	Payment of 6% WHT on provision of catering services	77,288	4,322.29	17.88
19-Apr-22	Salary Payslip	1.2.2	Ref: March 2022	Justine AUDRAIN	FMDV PIFUD Staff Salaries	19,152,067	4,322.29	4,431.00
19-Apr-22	Salary Payslip	1.2.1	Ref: April 2022	Sandra REVERDI	FMDV PIFUD Staff Salaries	21,975,949	4,322.29	5,084.33
20-Apr-22	Invoice	5.8.11	PIFUD/ED/Y3/INV113	Aurorrette General Services,	Payment for provision of brunch to 10 people at the 5th steering committee held on 1st March	350,000	4,322.29	80.98
20-Apr-22	Invoice	5.7	PIFUD/ED/Y3/INV113	BOU	Bank charges	8,000	4,322.29	1.85
20-Apr-22	Invoice	4.3	PIFUD/ED/22/INV14023	Lugram Technologies Limited,	Payment for printing and binding of PIFUD Narrative for Y2 report	440,000	4,322.29	101.80
20-Apr-22	Invoice	5.7	PIFUD/ED/22/INV14023	BOU	Bank charges	2,000	4,322.29	0.46
20-Apr-22	Invoice	5.9	PIFUD/ED/22/INV121478176585	Capital Radio 2015 Ltd, Capital Ra	Payment for radio talk shows for Makindye Ssabagabo on Beat & Capital FM 3rd Feb & 6th & 20th March 2022	4,237,288	4,322.29	980.33
20-Apr-22	Invoice	5.9	PIFUD/ED/22/INV121478159881	Capital Radio 2015 Ltd, Capital Ra	Payment for radio talk shows for Nansana MC on Beat & Capital FM 19TH Feb & 5th March 2023	4,237,288	4,322.29	980.33
20-Apr-22	Invoice	5.7	PIFUD/ED/22/INV121478176585/81	BOU	Bank charges	4,000	4,322.29	0.93
20-Apr-22	Invoice	5.8.11	PIFUD/ED/Y3/INV218371	Patience Events and Suppliers Ltd	Payment for provision of lunch during engagement on project template presentation	1,050,000	4,322.29	242.93

20-Apr-22	Invoice	5.8.11	PIFUD/ED/Y3/INV218371	Patience Events and Suppliers Ltd	engagement on project template presentation to GKMA	1,050,000	4,322.29	242.93
20-Apr-22	Invoice	5.7	PIFUD/ED/Y3/INV218371	BOU	Bank charges	2,000	4,322.29	0.46
20-Apr-22	Invoice	6.1.3	PIFUD/ED/22/INV00263	Melville Engineering Services	Payment for diversion of UMEME overhead AT Mulago School for the deaf	5,021,253	4,322.29	1,161.71
20-Apr-22	Invoice	6.1.3	PIFUD/ED/22/INV00263	Uganda Revenue Authority	Payment of 6% WHT on DIVERSION OF umeme line	320,506	4,322.29	74.15
22-Apr-22	Invoice	4.4	PIFUD/ED/Y3/009	KCCA STAFF SACCO	Payment of data & airtime for PIFUD Staff	740,000	4,322.29	171.21
25-Apr-22	Invoice	1.1.1.1	SC/CH/PROJECTS/04/APR2022	MASERKA EDISON	Payment of salary for the month of Apr 2022	7,680,542	4,322.29	1,776.96
25-Apr-22	Invoice	1.1.1.1	SC/CH/PROJECTS/04/APR2022	Uganda Revenue Authority	Payment of PAYE for the month of Apr 2022	5,300,212	4,322.29	1,226.25
25-Apr-22	Invoice	1.1.1.1	SC/CH/PROJECTS/04/APR2022	National Social Security Fund	Payment of NSSF for the month of Apr 2022	2,359,330	4,322.29	555.11
25-Apr-22	Invoice	1.1.1.1	SC/CH/PROJECTS/04/APR2022	KCCA STAFF SACCO	Payment of SACCO deductions for the month of Apr 2022	2,200,000	4,322.29	508.99
25-Apr-22	Invoice	1.1.1.3	SC/CH/PROJECTS/04/APR2022	SSEKAJA JOHN	Payment of salary for the month of Apr 2022	1,240,007	4,322.29	286.89
25-Apr-22	Invoice	1.1.1.3	SC/CH/PROJECTS/04/APR2022	Uganda Revenue Authority	Payment of PAYE for the month of Apr 2022	1,022,497	4,322.29	236.56
25-Apr-22	Invoice	1.1.1.2	SC/CH/PROJECTS/04/APR2022	National Social Security Fund	Payment of NSSF for the month of Apr 2022	560,249	4,322.29	129.62
25-Apr-22	Invoice	1.1.1.3	SC/CH/PROJECTS/04/APR2022	KCCA STAFF SACCO	Payment of SACCO deductions for the month of Apr 2022	1,268,237	4,322.29	293.42
25-Apr-22	Invoice	1.1.1.3	SC/CH/PROJECTS/04/APR2022	AGWAIMO ENOCK	Payment of salary for the month of APR 2022	1,978,115	4,322.29	457.65
25-Apr-22	Invoice	1.1.1.3	SC/CH/PROJECTS/04/APR2022	Uganda Revenue Authority	Payment of PAYE for the month of APR 2022	1,022,497	4,322.29	236.56
25-Apr-22	Invoice	1.1.1.2	SC/CH/PROJECTS/04/APR2022	National Social Security Fund	Payment of NSSF for the month of APR 2022	560,249	4,322.29	129.62
25-Apr-22	Invoice	1.1.1.3	SC/CH/PROJECTS/04/APR2022	KCCA STAFF SACCO	Payment of SACCO deductions for the month of APR 2022	530,129	4,322.29	122.65
25-Apr-22	Invoice	1.1.1.3	SC/CH/PROJECTS/04/APR2022	VANESSA SARA NAGGAYI	Payment of salary for the month of APR2022	1,346,171	4,322.29	311.45
25-Apr-22	Invoice	1.1.1.3	SC/CH/PROJECTS/04/APR2022	Uganda Revenue Authority	Payment of PAYE for the month of APR 2022	1,022,497	4,322.29	236.56
25-Apr-22	Invoice	1.1.1.2	SC/CH/PROJECTS/04/APR2022	National Social Security Fund	Payment of NSSF for the month of APR 2022	560,249	4,322.29	129.62
25-Apr-22	Invoice	1.1.1.3	SC/CH/PROJECTS/04/APR2022	KCCA STAFF SACCO	Payment of SACCO deductions for the month of APR 2022	1,162,072	4,322.29	268.86
25-Apr-22	Invoice	1.1.1.2	SC/CH/PROJECTS/04/APR2022	NAFUNA SARAH ELIZABETH	Payment of salary for the month of APR2022	3,417,922	4,322.29	790.77
25-Apr-22	Invoice	1.1.1.2	SC/CH/PROJECTS/04/APR2022	Uganda Revenue Authority	Payment of PAYE for the month of APR 2022	2,642,350	4,322.29	611.33
25-Apr-22	Invoice	1.1.1.2	SC/CH/PROJECTS/04/APR2022	National Social Security Fund	Payment of NSSF for the month of APR 2022	1,370,175	4,322.29	317.00
25-Apr-22	Invoice	1.1.1.2	SC/CH/PROJECTS/04/APR2022	KCCA STAFF SACCO	Payment of SACCO deductions for the month of APR 2022	2,600,000	4,322.29	601.53
25-Apr-22	Invoice	1.1.2.1	SC/CH/PROJECTS/04/APR2022	KABUYE MASSY NAGGAYI	Payment of salary for the month of APR2022	2,398,497	4,322.29	554.91
25-Apr-22	Invoice	1.1.2.1	SC/CH/PROJECTS/04/APR2022	Uganda Revenue Authority	Payment of PAYE for the month of APR 2022	2,033,383	4,322.29	470.44
25-Apr-22	Invoice	1.1.2.1	SC/CH/PROJECTS/04/APR2022	National Social Security Fund	Payment of NSSF for the month of APR 2022	1,065,692	4,322.29	246.56
25-Apr-22	Invoice	1.1.2.1	SC/CH/PROJECTS/04/APR2022	KCCA STAFF SACCO	Payment of SACCO deductions for the month of APR 2022	2,300,000	4,322.29	532.13
25-Apr-22	Invoice	5.7	SC/CH/PROJECTS/04/APR2022	BOU	Bank charges Apr 22 staff salaries	12,000	4,322.29	2.78
25-Apr-22	Invoice	1.3.2	OC/ED/PIFUD/Y3/SW02	Nafuna Sarah Elizabeth	Payment of per diem for travel to German for Peer to Peer learning on renewable energy	6,151,077	4,322.29	1,423.11
25-Apr-22	Invoice	1.3.2	OC/ED/PIFUD/Y3/SW03	Solome Lisa Otuku	Payment of per diem for travel to German for Peer to Peer learning on renewable energy	6,151,077	4,322.29	1,423.11
25-Apr-22	Invoice	1.3.3	OC/ED/PIFUD/Y3/SW04	Robert Lawrence Kyukyuu	Payment of per diem for travel to German for Peer to Peer learning on renewable energy	6,151,077	4,322.29	1,423.11
25-Apr-22	Invoice	1.3.2	OC/ED/PIFUD/Y3/SW05	Ssebuwufu John Mary	Payment of per diem for travel to German for Peer to Peer learning on renewable energy	6,151,077	4,322.29	1,423.11
29-Apr-22	Salary Payslip	1.2.3	Ref: April 2022	Luc ALDON	FMDV PIFUD staff Salaries	13,494,189	4,322.29	3,122.00
29-Apr-22	Salary Payslip	1.2.2	Ref: April 2022	Justine AUDRAIN	FMDV PIFUD staff Salaries	19,402,760	4,322.29	4,489.00
29-Apr-22	Invoice	1.3.1	Ref: n° 318715 VIR FACT NOSHOW KOLU	Villa Kololo	Per diem	795,301	4,322.29	184.00
05-May-22	Invoice	5.8.11	PIFUD/ED/Y3/205516	Tendo Catering Family	Payment for provision of breakfast,during workplan meetings	389,400	4,322.29	90.09
05-May-22	Invoice	5.7	PIFUD/ED/Y3/205517	BOU	Bank charges	2,000	4,322.29	0.46
05-May-22	Invoice	2.1.3	PIFUD/INV577	Africalook Tour & Travel Ltd	Payment of airticket for travel to German for Peer to Peer learning on renewable energy	16,325,316	4,322.29	3,777.01
05-May-22	Invoice	2.1.2	PIFUD/INV577	Africalook Tour & Travel Ltd	Payment of airticket for travel to German for Peer to Peer learning on renewable energy	5,441,772	4,322.29	1,259.00
06-May-22	Invoice	4.3	PIFUD/ED/Y3/012	Vanessa Sara Naggayi	Payment for PIFUD operational imprest	1,500,000	4,322.29	347.04
06-May-22	Invoice	5.8.9	PIFUD/ED/Y3/011	GKMA CIP Team	Payment of facilitation to cater for CIP coaching sessions to GKMA 3rd to 13th May	13,600,000	4,322.29	3,146.48

coaching sessions to GKMA 3rd to 13th May 2022							13,600,000	4,322.29	3,146.48
06-May-22	Invoice	5.8.9	PIFUD/ED/Y3/011			Radio Talk show participants	1,000,000	4,322.29	231.36
06-May-22	Invoice	5.9	PIFUD/ED/Y3/013			Payment of transport refund to speakers during PIFUD talk shows that ran for the period 20th Feb to 9th April 2022	5,000,000	4,322.29	1,156.79
17-May-22	Invoice	5.8.11	PIFUD/ED/Y3/010a			Workshop Participants	9,840,000	4,322.29	2,276.57
18-May-22	Invoice	5.8.5	PIFUD/ED/Y3/014			Nansana MC Teams	5,000,000	4,322.29	1,156.79
18-May-22	Invoice	4.1	PIFUD/ED/Y3/010			Total Uganda Limited	2,000	4,322.29	0.46
18-May-22	Invoice	5.7	PIFUD/ED/Y3/010			BOU	7,695,541	4,322.29	1,780.43
18-May-22	Invoice	1.1.1.1	SC/CH/PROJECTS/05/JMAY2022			MASERUKA EDISON	5,300,212	4,322.29	1,226.25
18-May-22	Invoice	1.1.1.1	SC/CH/PROJECTS/05/JMAY2022			Uganda Revenue Authority	2,399,330	4,322.29	555.11
18-May-22	Invoice	1.1.1.1	SC/CH/PROJECTS/05/JMAY2022			National Social Security Fund	2,200,000	4,322.29	508.99
18-May-22	Invoice	1.1.1.1	SC/CH/PROJECTS/05/JMAY2022			KCCA STAFF SACCO	1,257,507	4,322.29	290.94
18-May-22	Invoice	1.1.1.3	SC/CH/PROJECTS/05/JMAY2022			SSEKAJJA JOHN	1,022,497	4,322.29	236.56
18-May-22	Invoice	1.1.1.3	SC/CH/PROJECTS/05/JMAY2022			Uganda Revenue Authority	560,249	4,322.29	129.62
18-May-22	Invoice	1.1.1.2	SC/CH/PROJECTS/05/JMAY2022			National Social Security Fund	1,268,237	4,322.29	293.42
18-May-22	Invoice	1.1.1.3	SC/CH/PROJECTS/05/JMAY2022			KCCA STAFF SACCO	1,525,742	4,322.29	352.99
18-May-22	Invoice	1.1.1.3	SC/CH/PROJECTS/05/JMAY2022			AGWAIMO ENOCK	1,022,497	4,322.29	236.56
18-May-22	Invoice	1.1.1.3	SC/CH/PROJECTS/05/JMAY2022			Uganda Revenue Authority	560,249	4,322.29	129.62
18-May-22	Invoice	1.1.1.2	SC/CH/PROJECTS/05/JMAY2022			National Social Security Fund	1,000,000	4,322.29	231.36
18-May-22	Invoice	1.1.1.3	SC/CH/PROJECTS/05/JMAY2022			KCCA STAFF SACCO	1,363,671	4,322.29	315.50
18-May-22	Invoice	1.1.1.3	SC/CH/PROJECTS/05/JMAY2022			VANESSA SARA NAGGAYI	1,022,497	4,322.29	236.56
18-May-22	Invoice	1.1.1.3	SC/CH/PROJECTS/05/JMAY2022			Uganda Revenue Authority	560,249	4,322.29	129.62
18-May-22	Invoice	1.1.1.2	SC/CH/PROJECTS/05/JMAY2022			National Social Security Fund	1,162,072	4,322.29	268.86
18-May-22	Invoice	1.1.1.3	SC/CH/PROJECTS/05/JMAY2022			KCCA STAFF SACCO	3,435,425	4,322.29	794.82
18-May-22	Invoice	1.1.1.2	SC/CH/PROJECTS/05/JMAY2022			MAFUNA SARAH ELIZABETH	2,642,350	4,322.29	611.33
18-May-22	Invoice	1.1.1.2	SC/CH/PROJECTS/05/JMAY2022			Uganda Revenue Authority	1,370,175	4,322.29	317.00
18-May-22	Invoice	1.1.1.2	SC/CH/PROJECTS/05/JMAY2022			National Social Security Fund	2,600,000	4,322.29	601.53
18-May-22	Invoice	1.1.1.2	SC/CH/PROJECTS/05/JMAY2022			KCCA STAFF SACCO	2,357,999	4,322.29	545.54
18-May-22	Invoice	1.1.2.1	SC/CH/PROJECTS/05/JMAY2022			KABUYE MASSY NAGGAYI	2,033,383	4,322.29	470.44
18-May-22	Invoice	1.1.2.1	SC/CH/PROJECTS/05/JMAY2022			Uganda Revenue Authority	1,065,692	4,322.29	246.56
18-May-22	Invoice	1.1.2.1	SC/CH/PROJECTS/05/JMAY2022			National Social Security Fund	2,357,998	4,322.29	545.54
18-May-22	Invoice	1.1.2.1	SC/CH/PROJECTS/05/JMAY2022			KCCA STAFF SACCO	12,000	4,322.29	2.78
18-May-22	Invoice	5.7	SC/CH/PROJECTS/05/JMAY2022			BOU	31,314,991	4,322.29	7,245.00
18-May-22	Invoice	5.2.14	Ref: n° 945462 VIR 2ÈME TRANCHE PIFUD			Flora Geley invoice n.2 (part 1)-	6,103,073	4,322.29	1,412.00
18-May-22	Invoice	2.1.1	Ref: booking P8A9R6			Brussel Airlines_Sandra Reverdi	3,509,699	4,322.29	812.00
18-May-22	Invoice	2.1.1	Ref: booking P8NB3S			Emirates_Flora Geley	2,826,778	4,322.29	654.00
19-May-22	Invoice	2.1.1	Ref: booking POPMHS			Brussel Airlines_Flora Geley	31,314,991	4,322.29	7,245.00
28-May-22	Invoice	5.2.14	Ref: booking POPMHS invoice n°2 (part 2)			Flora Geley invoice n°2 (part 2)	6,267,321	4,322.29	1,450.00
28-May-22	Breakdown exp	1.3.1	Ref:			Per diem Flora Geley & Sandra Reverdi	19,256,666	4,322.29	4,455.20
28-May-22	Salary Payslips	1.2.1	Ref: Mai 22 - n°60647			Sandra REVERDI	17,000,000	4,322.29	3,933.10
30-May-22	Invoice	6.2.4	PIFUD/ED/Y3/015			Workshop Participants			

16-Jun-22	Invoice	1.1.1.2	SC/CH/PROJECTS/06/JUN2022	KCCA STAFF SACCO	Payment of SACCO deductions for the month of Jun 2022	2,600,000	4,322.29	601.53
16-Jun-22	Invoice	1.1.2.1	SC/CH/PROJECTS/06/JUN2022	KABUYE MASSY NAGGAYI	Payment of salary for the month of Jun 2022	2,357,999	4,322.29	545.54
16-Jun-22	Invoice	1.1.2.1	SC/CH/PROJECTS/06/JUN2022	Uganda Revenue Authority	Payment of PAYE for the month of Jun 2022	2,033,383	4,322.29	470.44
16-Jun-22	Invoice	1.1.2.1	SC/CH/PROJECTS/06/JUN2022	National Social Security Fund	Payment of NSSFF for the month of Jun 2022	1,065,692	4,322.29	246.56
16-Jun-22	Invoice	1.1.2.1	SC/CH/PROJECTS/06/JUN2022	KCCA STAFF SACCO	Payment of SACCO deductions for the month of Jun 2022	2,357,998	4,322.29	545.54
16-Jun-22	Invoice	5.7	SC/CH/PROJECTS/05/MAY2022	BOU	Bank charges Jun 22 staff salaries	12,000	4,322.29	2.78
17-Jun-22	Invoice	5.8.11	PIFUD/ED/N3/017	Vanessa Kasana	Accountable advance for PIFUD workplan retreat from 23rd to 26/06	4,000,000	4,322.29	925.44
20-Jun-22	Invoice	4.3	AC/CH/ED/PIFUD/12/22/513	Vanessa Kasana	Replenishment of accountable advance to cater for office operations	1,500,000	4,322.29	347.04
20-Jun-22	Invoice	4.3	INV1216333211593	Melville Engineering Services Limited	Payment for supply of 1 piece of 2TB External hard drive	395,000	4,322.29	91.39
20-Jun-22	Invoice	5.8.7	INV121712528314	QUEENSWORTH INVESTMENTS-SMC LIMITED	Payment for hotel conference services during the green investments workshop for 3 days	24,231,864	4,322.29	5,606.26
20-Jun-22	Invoice	5.8.7	INV121712528314	Uganda Revenue Authority	Payment for 6% WHT on provision of hotel conference services during the green investments workshop for 3 days	1,298,136	4,322.29	300.34
20-Jun-22	Invoice	5.8.5	INV595	Africalook Tour & Travel Ltd	Payment for car hire and transport during IRAS sensitization of taxpayers in Nansana Municipal Council	3,760,000	4,322.29	869.91
20-Jun-22	Invoice	5.8.5	INV595	Uganda Revenue Authority	Payment for 6% WHT on car hire and transport during IRAS sensitization of taxpayers in Nansana Municipal Council	240,000	4,322.29	55.53
20-Jun-22	Invoice	5.8.9	INV121634063821	Tendo Catering Family	Payment for provision breakfast, lunch & refreshments during CIP coashing in Mukono Municipality 20th May 2022	1,177,800	4,322.29	272.49
22-Jun-22	Invoice	5.8.5	AC/ED/PIFUD/12/22/649	Workshop Participants GKMA	Payment of facilitation for political leaders and technical team during sensitization of the IRAS system in Makindye Ssabagabo	10,870,000	4,322.29	2,514.87
22-Jun-22	Invoice	5.7	22-Jun	BOU	Bank charges	18,000	4,322.29	4.16
22-Jun-22	Invoice	6.1.2	OC/ED/PIFUD/12/22/457	UNCDF	Transfer of 48% to co-implementing partner for implementation of work package 3 on solar MiniGrids through the MIF-PIFUD	1,482,294,013	4,322.29	342,941.82
22-Jun-22	Invoice	6.1.2	OC/ED/PIFUD/12/22/457	BOU	Bank charge for transfer of funds to UNCDF	129,835	4,322.29	30.04
23-Jun-22	Invoice	5.8.11	PIFUD/ED/N3/021	Vanessa Kasana	Payment for extra funds for workplan meeting retreat	1,668,000	4,322.29	385.91
24-Jun-22	Invoice	5.8.9	INV121634096473	Tendo Catering Family	Payment for provision breakfast, lunch & refreshments during CIP coashing in office of Minister of Kampala & Metropolitan Affairs 26th April 2022	634,200	4,322.29	146.73
24-Jun-22	Invoice	6.1.1	PIFUD/ED/N3/122028114502	Omega (U) LTD	Payment for 1st & last interim payment certificate for the renovation of an administration block at Ntinda for mounting of Solar PVs	20,670,835	4,322.29	4,782.38
26-Jun-22	Salary Payslips	1.2.2	Ref: Juin 2022	Justine AUDRAIN	FMDV PIFUD salaries	19,406,218	4,322.29	4,489.80
27-Jun-22	Invoice	4.3	INV121711888189	Uganda Revenue Authority	Payment for 6% WHT on supply of 7 pieces of HP Laser Jet 59A printer tonner sor PIFUD office	213,696	4,322.29	49.44
27-Jun-22	Invoice	5.8.9	INV121635722521	Tendo Catering Family	Payment for provision of breakfast and lunch during KCCA CIP Coashing held on 19th May 2022	1,039,200	4,322.29	240.43
27-Jun-22	Invoice	5.9	INV121619308195	New Vision Printing & Publishing Co.	Payment for full page space on European day 2022	3,794,482	4,322.29	877.89

27-Jun-22	Invoice	5.8.9	INV121634112772	Tendo Catering Family	Payment for provision breakfast, lunch & refreshments during CIP coashing for Kira Municipal Council & Wakiso District Local Government	1,177,800	4,322.29	272.49
27-Jun-22	Invoice	5.8.5	AC/CH/ED/PIFUD/12/22/455	Sarah Natuna	Payment for facilitation during sensitization ,training & awareness creation for IRAS in Makindye Ssabagabo	4,904,000	4,322.29	1,134.58
28-Jun-22	Invoice	2.1.1	REF	Flight Luc ALDON Kampala>Paris	Flight ticket (Entebbe/Paris)	2,069,512	4,322.29	478.80
28-Jun-22	Salary Payslips	1.2.1	Ref: Juin 2022	Sandra REVERDI	FMDV PIFUD salaries	19,257,323	4,322.29	4,455.35
28-Jun-22	Salary Payslips	1.2.3	Ref: Juin 2022	Luc ALDON	FMDV PIFUD salaries	13,494,189	4,322.29	3,122.00
29-Jun-22	Invoice	4.1	PIFUD/ED/13/022	Total Uganda Limited	Payment for replenishment of imprest for the program card no.159462	3,953,964	4,322.29	914.78
29-Jun-22	Invoice	5.7	Jun-22	BOU	Bank charges	20,000	4,322.29	4.63
04-Jul-22	Invoice	5.2.14	Ref: 2022-3	Jeremy Gorelick - Invoice n*4	Expert payment	50,142,886	4,322.29	11,601.00
07-Jul-22	Per diem	1.3.1	NDF May 22	Flora Geley NDF	Per diem	686,855	4,322.29	158.91
07-Jul-22	Invoice n*3	5.2.14	Payment3 Flora Gelera	Flora Geley Invoice n*3	Consultant Payment - total amount 21.745 EUR	67,103,552	4,322.29	15,525.00
07-Jul-22	Invoice n*3	6.2.3 (b)	Payment3 Flora Gelera	Flora Geley Invoice n*3	Consultant Payment - total amount 21.745 EUR	9,292,924	4,322.29	2,150.00
25-Jul-22	Invoice	6.1.1	PIFUD/ED/13/024	Joseph Okolong	Payment for supporting PIFUD on solar pv installations	2,475,000	4,322.29	572.61
25-Jul-22	Invoice	6.1.1	PIFUD/ED/13/024	Bulega George Linghan	Payment for supporting PIFUD on solar pv installations	3,543,820	4,322.29	819.89
25-Jul-22	Invoice	6.1.1	PIFUD/ED/13/024	Joseph Jurua	Payment for supporting PIFUD on solar pv installations	3,249,204	4,322.29	751.73
25-Jul-22	Invoice	3.10.	PIFUD/ED/13/024	Jonathan Kiggundu	Payment for supporting PIFUD on network installations in municipalities	1,237,391	4,322.29	286.28
25-Jul-22	Invoice	5.7	PIFUD/ED/13/024	BOU	Bank charges	10,000	4,322.29	2.31
25-Jul-22	Invoice	6.1.1	PIFUD/ED/13/024	Abudallah Senyonjo	Payment for supporting PIFUD on solar pv installations	5,104,567	4,322.29	1,180.99
27-Jul-22	Invoice	1.1.1.1	SC/CH/PROJECTS/07/JUL2022	MASEREKA EDISON	Payment of salary for the month of Jul 2022	7,670,542	4,322.29	1,774.65
27-Jul-22	Invoice	1.1.1.1	SC/CH/PROJECTS/07/JUL2022	Uganda Revenue Authority	Payment of PAYE for the month of Jul 2022	5,300,212	4,322.29	1,226.25
27-Jul-22	Invoice	1.1.1.1	SC/CH/PROJECTS/07/JUL2022	National Social Security Fund	Payment of NSSFfor the month of Jul 2022	2,399,330	4,322.29	555.11
27-Jul-22	Invoice	1.1.1.1	SC/CH/PROJECTS/07/JUL2022	KCCA STAFF SACCO	Payment of SACCO deductions for the month of Jul 2022	2,200,000	4,322.29	508.99
27-Jul-22	Invoice	1.1.1.3	SC/CH/PROJECTS/07/JUL2022	SSEKAJJA JOHN	Payment of salary for the month of Jul 2022	1,232,506	4,322.29	285.15
27-Jul-22	Invoice	1.1.1.3	SC/CH/PROJECTS/07/JUL2022	Uganda Revenue Authority	Payment of PAYE for the month of Jul 2022	1,022,497	4,322.29	236.56
27-Jul-22	Invoice	1.1.1.2	SC/CH/PROJECTS/07/JUL2022	National Social Security Fund	Payment of NSSFfor the month of Jul 2022	560,249	4,322.29	129.62
27-Jul-22	Invoice	1.1.1.3	SC/CH/PROJECTS/07/JUL2022	KCCA STAFF SACCO	Payment of SACCO deductions for the month of Jul 2022	1,268,237	4,322.29	293.42
27-Jul-22	Invoice	1.1.1.3	SC/CH/PROJECTS/07/JUL2022	AGWAIMO ENOCK	Payment of salary for the month of Jul 2022	1,500,743	4,322.29	347.21
27-Jul-22	Invoice	1.1.1.3	SC/CH/PROJECTS/07/JUL2022	Uganda Revenue Authority	Payment of PAYE for the month of Jul 2022	1,022,497	4,322.29	236.56
27-Jul-22	Invoice	1.1.1.2	SC/CH/PROJECTS/07/JUL2022	National Social Security Fund	Payment of NSSFfor the month of Jul 2022	560,249	4,322.29	129.62
27-Jul-22	Invoice	1.1.1.3	SC/CH/PROJECTS/07/JUL2022	KCCA STAFF SACCO	Payment of SACCO deductions for the month of Jul 2022	1,000,000	4,322.29	231.36
27-Jul-22	Invoice	1.1.1.3	SC/CH/PROJECTS/07/JUL2022	VANESSA SARA NAGGAYI	Payment of salary for the month of Jul 2022	1,338,670	4,322.29	309.71
27-Jul-22	Invoice	1.1.1.3	SC/CH/PROJECTS/07/JUL2022	Uganda Revenue Authority	Payment of PAYE for the month of Jul 2022	1,022,497	4,322.29	236.56
27-Jul-22	Invoice	1.1.1.2	SC/CH/PROJECTS/07/JUL2022	National Social Security Fund	Payment of NSSFfor the month of Jul 2022	560,249	4,322.29	129.62
27-Jul-22	Invoice	1.1.1.3	SC/CH/PROJECTS/07/JUL2022	KCCA STAFF SACCO	Payment of SACCO deductions for the month of Jul 2022	1,162,072	4,322.29	268.86
27-Jul-22	Invoice	1.1.1.2	SC/CH/PROJECTS/07/JUL2022	NAFUNA SARAH ELIZABETH	Payment of salary for the month of Jul 2022	3,410,425	4,322.29	789.03
27-Jul-22	Invoice	1.1.1.2	SC/CH/PROJECTS/07/JUL2022	Uganda Revenue Authority	Payment of PAYE for the month of Jul 2022	2,642,350	4,322.29	611.33
27-Jul-22	Invoice	1.1.1.2	SC/CH/PROJECTS/07/JUL2022	National Social Security Fund	Payment of NSSFfor the month of Jul 2022	1,370,175	4,322.29	317.00
27-Jul-22	Invoice	1.1.1.2	SC/CH/PROJECTS/07/JUL2022	KCCA STAFF SACCO	Payment of SACCO deductions for the month of Jul 2022	2,600,000	4,322.29	601.53

27-Jul-22	Invoice	1.1.1.2	SC/CH/PROJECTS/07/JUL2022	KCCA STAFF SACCO	Payment of SACCO deductions for the month of Jul 2022	2,600,000	4,322.29	601.53
27-Jul-22	Invoice	1.1.2.1	SC/CH/PROJECTS/07/JUL2022	KABUYE MASSY NAGGAYI	Payment of salary for the month of Jul 2022	2,372,998	4,322.29	549.01
27-Jul-22	Invoice	1.1.2.1	SC/CH/PROJECTS/07/JUL2022	Uganda Revenue Authority	Payment of PAYE for the month of Jul 2022	2,033,383	4,322.29	470.44
27-Jul-22	Invoice	1.1.2.1	SC/CH/PROJECTS/07/JUL2022	National Social Security Fund	Payment of NSSF for the month of Jul 2022	1,065,692	4,322.29	246.56
27-Jul-22	Invoice	1.1.2.1	SC/CH/PROJECTS/07/JUL2022	KCCA STAFF SACCO	Payment of SACCO deductions for the month of Jul 2022	2,317,998	4,322.29	536.29
27-Jul-22	Invoice	5.7	SC/CH/PROJECTS/07/JUL2022	BOU	Bank charges Jul 22 staff salaries	12,000	4,322.29	2.78
27-Jul-22	Invoice	1.3.3	PIFUD/ED/73/023	PIFUD Steering Committee	Payment of signing allowances for meeting held on 12th July 2022	270,000	4,322.29	62.47
27-Jul-22	Invoice	5.7	PIFUD/ED/73/023	BOU	Bank charges	6,000	4,322.29	1.39
27-Jul-22	Invoice	5.4	PIFUD/INV6734161002648	PricewaterhouseCoopers Limited	Payment of final payment for professional fees - Expenditure verification exercise	19,765,487.00	4,322.29	4,572.92
27-Jul-22	Invoice	5.7	PIFUD/INV6734161002648	BOU	Bank charges	2,000.00	4,322.29	0.46
28-Jul-22	Invoice n*3	6.2.3	Payment3 Flora Gelera	Flora Geley Invoice n*3	Consultant Payment - total amount 21,745 EUR	12,729,144	4,322.29	2,945.00
28-Jul-22	Salary Payslips	1.2.1	Ref: July 2022	Sandra Reverdi	FMDV PIFUD salaries	10,565,881	4,322.29	2,444.51
28-Jul-22	Salary Payslips	1.2.1	Ref: July 2022	Sandra Reverdi	FMDV PIFUD salaries	7,751,849	3,855.03	2,010.84
28-Jul-22	Salary Payslips	1.2.2	Ref: July 2022	Judithine AUDRAIN	FMDV PIFUD salaries	17,444,782	3,855.03	4,525.20
28-Jul-22	Salary Payslips	1.2.3	Ref: July 2022	Juliana CHIA	FMDV PIFUD salaries	12,143,345	3,855.03	3,150.00
04-Aug-22	Invoice	4.3	PIFUD/ED/73/025	Vanessa Kasana	Payment of operational imprest for PIFUD office	1,540,600	4,322.29	356.43
04-Aug-22	Invoice	5.7	PIFUD/ED/73	BOU	Bank charges	2,000	4,322.29	0.46
04-Aug-22	Invoice	4.3	INV121711888189	Janine Services Limited	Payment for supply of 7 pieces of HP Laser Jet 59A printer tonner for PIFUD office	3,347,904	4,322.29	774.57
09-Aug-22	Invoice	6.1.1	PIFUD/ED/73/122028114502	Uganda Revenue Authority	Payment for 6% WHT on 1st & last interim payment certificate for the renovation of an administration block at Ninda for mounting of Solar PVs	1,319,415	4,322.29	305.26
12-Aug-22	Invoice	4.1	PIFUD/ED/73/040	Total Uganda Limited	Payment for re-load of project fuel card	5,000,000	4,322.29	1,156.79
12-Aug-22	Invoice	5.8.7	PIFUD/ED/73/041	Total Uganda Limited	Payment for purchase of fuel for GKMA job creation projects profiling	3,120,000	4,322.29	721.84
13-Aug-22	Invoice	5.8.7	PIFUD/ED/73/042	Enoch Agwaimo/ E Cash	Payment for facilitation during GKMA job creation projects profiling	11,558,404	4,322.29	2,674.14
23-Aug-22	Invoice	5.8.5	PIFUD/ED/73/121724017858	Tendo Catering Family	Payment for provision of catering services during IRAS sensitization in Entebbe MC	4,093,220	4,322.29	947.00
23-Aug-22	Invoice	5.8.5	PIFUD/ED/73/121724017858	Uganda Revenue Authority	Payment for 6% WHT on provision of catering services during IRAS sensitization in Entebbe MC	219,280	4,322.29	50.73
23-Aug-22	Invoice	5.8.5	PIFUD/ED/73/122013772831	Tendo Catering Family	Payment for provision of catering services during IRAS sensitization in Makindye Ssabagabo MC	2,939,715	4,322.29	680.13
23-Aug-22	Invoice	5.8.5	PIFUD/ED/73/122013772831	Uganda Revenue Authority	Payment for 6% WHT on provision of catering services during IRAS sensitization in Makindye Ssabagabo MC	157,485	4,322.29	36.44
23-Aug-22	Invoice	5.8.11	PIFUD/ED/73/121777801903	Bunyonyi Safaris Limited	Payment for hotel facilities during project team working retreat	4,525,710	4,322.29	1,047.06
23-Aug-22	Invoice	5.8.11	PIFUD/ED/73/121777801903	Uganda Revenue Authority	Payment for 6% WHT on provision of hotel facilities during project team working retreat	274,290	4,322.29	63.46
23-Aug-22	Invoice	1.1.1.1	SC/CH/PROJECTS/09/AUG2022	MASERKA EDISON	Payment of salary for the month of Aug 2022	7,670,542	4,322.29	1,774.65
23-Aug-22	Invoice	1.1.1.1	SC/CH/PROJECTS/08/AUG2022	Uganda Revenue Authority	Payment of PAYE for the month of Aug 2022	5,300,212	4,322.29	1,226.25
23-Aug-22	Invoice	1.1.1.1	SC/CH/PROJECTS/08/AUG2022	National Social Security Fund	Payment of NSSF for the month of Aug 2022	2,399,330	4,322.29	555.11
23-Aug-22	Invoice	1.1.1.1	SC/CH/PROJECTS/08/AUG2022	KCCA STAFF SACCO	Payment of SACCO deductions for the month of Aug 2022	2,200,000	4,322.29	508.99
23-Aug-22	Invoice	1.1.1.3	SC/CH/PROJECTS/08/AUG2022	SSEKAJA JOHN	Payment of salary for the month of Aug 2022	1,232,507	4,322.29	285.15

23-Aug-22	Invoice	1.1.1.3	SC/CH/PROJECTS/08/AUG2022	SSEKAJJA JOHN	Payment of salary for the month of Aug 2022	1,232,507	4,322.29	285.15
23-Aug-22	Invoice	1.1.1.3	SC/CH/PROJECTS/08/AUG2022	Uganda Revenue Authority	Payment of PAYE for the month of Aug 2022	1,022,497	4,322.29	236.56
23-Aug-22	Invoice	1.1.1.2	SC/CH/PROJECTS/08/AUG2022	National Social Security Fund	Payment of NSSF for the month of Aug 2022	560,249	4,322.29	129.62
23-Aug-22	Invoice	1.1.1.3	SC/CH/PROJECTS/08/AUG2022	KCCA STAFF SACCO	Payment of SACCO deductions for the month of Aug 2022	1,268,237	4,322.29	293.42
23-Aug-22	Invoice	1.1.1.3	SC/CH/PROJECTS/08/AUG2022	AGWAIMO ENOCK	Payment of salary for the month of Aug 2022	1,500,744	4,322.29	347.21
23-Aug-22	Invoice	1.1.1.3	SC/CH/PROJECTS/08/AUG2022	Uganda Revenue Authority	Payment of PAYE for the month of Aug 2022	1,022,497	4,322.29	236.56
23-Aug-22	Invoice	1.1.1.2	SC/CH/PROJECTS/08/AUG2022	National Social Security Fund	Payment of NSSF for the month of Aug 2022	560,249	4,322.29	129.62
23-Aug-22	Invoice	1.1.1.3	SC/CH/PROJECTS/08/AUG2022	KCCA STAFF SACCO	Payment of SACCO deductions for the month of Aug 2022	1,000,000	4,322.29	231.36
23-Aug-22	Invoice	1.1.1.3	SC/CH/PROJECTS/08/AUG2022	VANESSA SARA NAGGAYI	Payment of salary for the month of Aug 2022	1,338,671	4,322.29	309.71
23-Aug-22	Invoice	1.1.1.3	SC/CH/PROJECTS/08/AUG2022	Uganda Revenue Authority	Payment of PAYE for the month of Aug 2022	1,022,497	4,322.29	236.56
23-Aug-22	Invoice	1.1.1.2	SC/CH/PROJECTS/08/AUG2022	National Social Security Fund	Payment of NSSF for the month of Aug 2022	560,249	4,322.29	129.62
23-Aug-22	Invoice	1.1.1.3	SC/CH/PROJECTS/08/AUG2022	KCCA STAFF SACCO	Payment of SACCO deductions for the month of Aug 2022	1,162,072	4,322.29	268.86
23-Aug-22	Invoice	1.1.1.2	SC/CH/PROJECTS/08/AUG2022	NAFUNA SARAH ELIZABETH	Payment of salary for the month of Aug 2022	3,410,425	4,322.29	789.03
23-Aug-22	Invoice	1.1.1.2	SC/CH/PROJECTS/08/AUG2022	Uganda Revenue Authority	Payment of PAYE for the month of Aug 2022	2,642,350	4,322.29	611.33
23-Aug-22	Invoice	1.1.1.2	SC/CH/PROJECTS/08/AUG2022	National Social Security Fund	Payment of NSSF for the month of Aug 2022	1,370,175	4,322.29	317.00
23-Aug-22	Invoice	1.1.1.2	SC/CH/PROJECTS/08/AUG2022	KCCA STAFF SACCO	Payment of SACCO deductions for the month of Aug 2022	2,600,000	4,322.29	601.53
23-Aug-22	Invoice	1.1.2.1	SC/CH/PROJECTS/08/AUG2022	KABUYE MASSY NAGGAYI	Payment of salary for the month of Aug 2022	2,372,999	4,322.29	549.01
23-Aug-22	Invoice	1.1.2.1	SC/CH/PROJECTS/08/AUG2022	Uganda Revenue Authority	Payment of PAYE for the month of Aug 2022	2,033,383	4,322.29	470.44
23-Aug-22	Invoice	1.1.2.1	SC/CH/PROJECTS/08/AUG2022	National Social Security Fund	Payment of NSSF for the month of Aug 2022	1,065,692	4,322.29	246.56
23-Aug-22	Invoice	1.1.2.1	SC/CH/PROJECTS/08/AUG2022	KCCA STAFF SACCO	Payment of SACCO deductions for the month of Aug 2022	2,317,998	4,322.29	536.29
23-Aug-22	Invoice	5.7	SC/CH/PROJECTS/08/AUG2022	BOU	Bank charges Aug 22 staff salaries	12,000	4,322.29	2.78
30-Aug-22	Invoice	5.2.14	Ref: VIR PIFUD INVOICE 3 JEREMY	Jeremy Gorelick - Invoice n°3	Expert payment n°3	29,814,802	3,855.03	7,734.00
30-Aug-22	Salary Payslips	1.2.1	Ref: August 2022	Sandra Reverdi	FMDV PIFUD salaries	17,174,930	3,855.03	4,455.20
30-Aug-22	Salary Payslips	1.2.2	Ref: August 2022	Justine AUDRAIN	FMDV PIFUD salaries	17,502,607	3,855.03	4,540.20
31-Aug-22	Invoice	1.3.3	PIFUD/ED/V3/025	Maala Zahra Luyirika	Payment of per diem to elected Leader for a peer to peer learning in Canada 31st to 27th August 2022	4,726,562	4,322.29	1,093.53
01-Sep-22	Invoice	4.3	PIFUD/ED/V3/026	Vanessa Sarah Kasana	Payment for branded wear for Handover of IRAS system & servers to Local Government Finance Commission	1,600,000	4,322.29	370.17
14-Sep-22	Invoice	5.9	PIFUD/ED/V3/121478166352	Capital Radio 2015 Limited	Payment for radio talk shows about the impact of PIFUD in Entebbe held on 15th May & 6th August 2022	4,237,288	4,322.29	980.33
14-Sep-22	Invoice	5.7	PIFUD/ED/V3/121478166352	BOU	Bank charges	2,000	4,322.29	0.46
14-Sep-22	Invoice	3.8	PIFUD/ED/V3/122132334439	Rotadam Africa Limited	Payment for supply of HP Proobook G9 5 8GB la	5,894,909	4,322.29	1,363.84
14-Sep-22	Invoice	3.8	PIFUD/ED/V3/122132334439	Uganda Revenue Authority	Payment of 6% WHT from Rotadam	376,271	4,322.29	87.05
14-Sep-22	Invoice	5.7	PIFUD/ED/V3/122132334439	BOU	Bank charges	4,000	4,322.29	0.93
16-Sep-22	Invoice	5.8.5	PIFUD/ED/V3/121727079136	Lugram Technologies Limited,	Payment for printing 6000 copies of flyers used during tax clinics for Makindye Ssabagabo	1,099,800	4,322.29	254.45
16-Sep-22	Invoice	5.8.5	PIFUD/ED/V3/121727079136	Uganda Revenue Authority	Payment for 6% WHT on printing 6000 copies of flyers used during tax clinics for Makindye Ssabagabo	70,200	4,322.29	16.24
16-Sep-22	Invoice	5.7	PIFUD/ED/V3/121727079136	BOU	Bank charges	4,000	4,322.29	0.93
16-Sep-22	Invoice	4.4	PIFUD/ED/V3/KCCA/NCONS/2021-2022	MTN Uganda Limited	Provision of airtime to PIFUD team March, April	1,754,238	4,322.29	405.86
16-Sep-22	Invoice	5.7	PIFUD/ED/V3/KCCA/NCONS/2021-2022	BOU	Bank charges	2,000	4,322.29	0.46
19-Sep-22	Salary Payslips	1.2.3	Ref: August 2022	Juliana CHIA	FMDV PIFUD salaries	12,143,345	3,855.03	3,150.00
19-Sep-22	Invoice	5.2.14	Ref: VIR PIFUD INVOICE 5 JEREMY	Jeremy Gorelick - Invoice n°5	Expert payment n°5	29,814,802	3,855.03	7,734.00

19-Sep-22	Invoice	5.2.14	Ref: VIR PIFUD INVOICE 5 JEREMY	Jeremy Gorelick - Invoice n°5	Expert payment n°5	29,814,802	3,855.03	7,734.00
19-Sep-22	Invoice	6.2.1(b)	Ref: VIR PIFUD INVOICE 5 FLORA	Flora Geley - Invoice n°5	Consultant Payment - total amount 14 499EUR	24,575,816	3,855.03	6,375.00
19-Sep-22	Invoice	6.2.3 (b)	Ref: VIR PIFUD INVOICE 5 FLORA	Flora Geley - Invoice n°5	Consultant Payment - total amount 14 499EUR	17,602,067	3,855.03	4,566.00
23-Sep-22	Invoice	6.1.1	PIFUD/ED/V3/027	John Sekajja/E-Cash	Facilitation for stakeholder engagements on hand over of Mulago Sch for the Deaf installation of Solar Pvs	2,525,875	4,322.29	584.38
23-Sep-22	Invoice	6.1.1	PIFUD/ED/V3/028	John Sekajja/E-Cash	Facilitation for stakeholder engagements on hand over of Ntinda Sch for the Deaf installation of Solar Pvs	2,525,875	4,322.29	584.38
23-Sep-22	Invoice	1.1.1.1	SC/CH/PROJECTS/09/SEP2022	MASERKA EDISON	Payment of salary for the month of Sep 2022	7,680,542	4,322.29	1,776.96
23-Sep-22	Invoice	1.1.1.1	SC/CH/PROJECTS/09/SEP2022	Uganda Revenue Authority	Payment of PAYE for the month of Sep 2022	5,290,212	4,322.29	1,223.94
23-Sep-22	Invoice	1.1.1.1	SC/CH/PROJECTS/09/SEP2022	National Social Security Fund	Payment of NSSF for the month of Sep 2022	2,399,330	4,322.29	555.11
23-Sep-22	Invoice	1.1.1.1	SC/CH/PROJECTS/09/SEP2022	KCCA STAFF SACCO	Payment of SACCO deductions for the month of Sept 2022	2,200,000	4,322.29	508.99
23-Sep-22	Invoice	1.1.1.3	SC/CH/PROJECTS/09/SEP2022	SSEKAJJA JOHN	Payment of salary for the month of Sep 2022	1,240,007	4,322.29	286.89
23-Sep-22	Invoice	1.1.1.3	SC/CH/PROJECTS/09/SEP2022	Uganda Revenue Authority	Payment of PAYE for the month of Sep 2022	1,014,997	4,322.29	234.83
23-Sep-22	Invoice	1.1.1.2	SC/CH/PROJECTS/09/SEP2022	National Social Security Fund	Payment of NSSF for the month of Sep 2022	560,249	4,322.29	129.62
23-Sep-22	Invoice	1.1.1.3	SC/CH/PROJECTS/09/SEP2022	KCCA STAFF SACCO	Payment of SACCO deductions for the month of Sept 2022	1,268,237	4,322.29	293.42
23-Sep-22	Invoice	1.1.1.3	SC/CH/PROJECTS/09/SEP2022	AGWAIMO ENOCK	Payment of salary for the month of Sep 2022	2,108,244	4,322.29	487.76
23-Sep-22	Invoice	1.1.1.3	SC/CH/PROJECTS/09/SEP2022	Uganda Revenue Authority	Payment of PAYE for the month of Sep 2022	1,014,997	4,322.29	234.83
23-Sep-22	Invoice	1.1.1.2	SC/CH/PROJECTS/09/SEP2022	National Social Security Fund	Payment of NSSF for the month of Sep 2022	560,249	4,322.29	129.62
23-Sep-22	Invoice	1.1.1.3	SC/CH/PROJECTS/09/SEP2022	KCCA STAFF SACCO	Payment of SACCO deductions for the month of Sept 2022	400,000	4,322.29	92.54
23-Sep-22	Invoice	1.1.1.3	SC/CH/PROJECTS/09/SEP2022	VANESSA SARA NAGGAYI	Payment of salary for the month of Sep 2022	1,345,171	4,322.29	311.45
23-Sep-22	Invoice	1.1.1.3	SC/CH/PROJECTS/09/SEP2022	Uganda Revenue Authority	Payment of PAYE for the month of Sep 2022	1,014,997	4,322.29	234.83
23-Sep-22	Invoice	1.1.1.2	SC/CH/PROJECTS/09/SEP2022	National Social Security Fund	Payment of NSSF for the month of Sep 2022	560,249	4,322.29	129.62
23-Sep-22	Invoice	1.1.1.3	SC/CH/PROJECTS/09/SEP2022	KCCA STAFF SACCO	Payment of SACCO deductions for the month of Sept 2022	1,162,072	4,322.29	268.86
23-Sep-22	Invoice	1.1.1.2	SC/CH/PROJECTS/09/SEP2022	NAFUNA SARAH ELIZABETH	Payment of salary for the month of Sep 2022	3,417,924	4,322.29	790.77
23-Sep-22	Invoice	1.1.1.2	SC/CH/PROJECTS/09/SEP2022	Uganda Revenue Authority	Payment of PAYE for the month of Sep 2022	2,634,850	4,322.29	609.60
23-Sep-22	Invoice	1.1.1.2	SC/CH/PROJECTS/09/SEP2022	National Social Security Fund	Payment of NSSF for the month of Sep 2022	1,370,175	4,322.29	317.00
23-Sep-22	Invoice	1.1.1.2	SC/CH/PROJECTS/09/SEP2022	KCCA STAFF SACCO	Payment of SACCO deductions for the month of Sept 2022	2,600,000	4,322.29	601.53
23-Sep-22	Invoice	1.1.2.1	SC/CH/PROJECTS/09/SEP2022	KABUYE MASSY NAGGAYI	Payment of salary for the month of Sep 2022	2,380,498	4,322.29	550.75
23-Sep-22	Invoice	1.1.2.1	SC/CH/PROJECTS/09/SEP2022	Uganda Revenue Authority	Payment of PAYE for the month of Sep 2022	2,025,883	4,322.29	468.71
23-Sep-22	Invoice	1.1.2.1	SC/CH/PROJECTS/09/SEP2022	National Social Security Fund	Payment of NSSF for the month of Sep 2022	1,065,692	4,322.29	246.56
23-Sep-22	Invoice	1.1.2.1	SC/CH/PROJECTS/09/SEP2022	KCCA STAFF SACCO	Payment of SACCO deductions for the month of Sept 2022	2,317,998	4,322.29	536.29
23-Sep-22	Invoice	5.7	SC/CH/PROJECTS/09/SEP2022	BOU	Bank charges Sep 22 staff salaries	12,000	4,322.29	2.78
28-Sep-22	Invoice	2.1.1	Ref: KLF0017348454	KLM AIR FRANCE (sandra Reverdi)	Flight ticket mission Octobre 22 PAR>EBB	4,485,289	3,855.03	1,163.49
28-Sep-22	Salary Payslips	1.2.1	Ref: Septembre 22	Sandra REVERDI	FMDV PIFUD salaries	17,175,516	3,855.03	4,455.35
28-Sep-22	Salary Payslips	1.2.2	Ref: Septembre 22	Justine AUDRAIN	FMDV PIFUD salaries	17,308,476	3,855.03	4,489.84
29-Sep-22	Invoice	5.9	PIFUD/ED/V3/029	Vanessa Sarah Kasana	Facilitation of visibility activities during the handover of IRAS servers to Local Government	2,000,000	4,322.29	462.72
29-Sep-22	Invoice	5.7	PIFUD/ED/V3/029	BOU	Bank charges	2,000	4,322.29	0.46
05-Oct-22	Invoice	4.3	PIFUD/ED/V3/032	Total Uganda Limited	Payment for loading of PIFUD fuel Card	5,000,000	4,322.29	1,156.79
07-Oct-22	Invoice	1.3.1	PIFUD/ED/V3/030	Robert Kyukyu	Payment for perdiem, visa fees, warm clothing and participation fees-travel to South Korea for a conference for a period of 7days	12,727,027	4,322.29	2,944.51

07-Oct-22	Invoice	1.3.1	PIFUD/ED/13/031	Edison Masereka	Payment for perdiem, visa fees, warm clothing and participation fees-travel to South Korea for a conference for a period of 7 days	12,777,027	4,322.29	2,944.51
11-Oct-22	Invoice	1.3.1	PIFUD/ED/13/033	Edison Masereka	Payment for participation fees-to attend workshop of UCLG/FMDV in South Korea for a conference for a period of 7 days	1,686,502	4,322.29	390.19
11-Oct-22	Invoice	1.3.1	PIFUD/ED/13/034	Robert Kyukyu	Payment for participation fees-to attend workshop of UCLG/FMDV in South Korea for a conference for a period of 7 days	1,686,502	4,322.29	390.19
14-Oct-22	Invoice	2.1.3	PIFUD/ED/13/035	Sempa Moses	Payment of airticket travel to South Korea to attend a training on resilient Cities	7,020,000	4,322.29	1,624.14
14-Oct-22	Invoice	5.7	PIFUD/ED/13/035	BOU	Bank charges	2,000	4,322.29	0.46
15-Oct-22	Salary Payscale	1.2.3	Ref: Septembre 22	Juliana CHIA	FMDV PIFUD salaries	12,143,345	3,855.03	3,150.00
19-Oct-22	Invoice	4.3	PIFUD/ED/13/036	Vanessa Kasana	Payment of office operational imprest	1,500,000	4,322.29	347.04
19-Oct-22	Invoice	1.1.1.1	SC/CH/PROJECTS/10/OCT2022	MASEREKA EDISON	Payment of salary for the month of Oct 2022	7,700,542	4,322.29	1,781.59
19-Oct-22	Invoice	1.1.1.1	SC/CH/PROJECTS/10/OCT2022	Uganda Revenue Authority	Payment of PAYE for the month of Oct 2022	5,290,212	4,322.29	1,223.94
19-Oct-22	Invoice	1.1.1.1	SC/CH/PROJECTS/10/OCT2022	National Social Security Fund	Payment of NSSF for the month of Oct 2022	2,399,330	4,322.29	555.11
19-Oct-22	Invoice	1.1.1.1	SC/CH/PROJECTS/10/OCT2022	KCCA STAFF SACCO	Payment of SACCO deductions for the month of Oct 2022	2,200,000	4,322.29	508.99
19-Oct-22	Invoice	1.1.1.3	SC/CH/PROJECTS/10/OCT2022	SSEKAJA JOHN	Payment of salary for the month of Oct 2022	1,255,007	4,322.29	290.36
19-Oct-22	Invoice	1.1.1.3	SC/CH/PROJECTS/10/OCT2022	Uganda Revenue Authority	Payment of PAYE for the month of Oct 2022	1,014,997	4,322.29	234.83
19-Oct-22	Invoice	1.1.1.2	SC/CH/PROJECTS/10/OCT2022	National Social Security Fund	Payment of NSSF for the month of Oct 2022	560,249	4,322.29	129.62
19-Oct-22	Invoice	1.1.1.3	SC/CH/PROJECTS/10/OCT2022	KCCA STAFF SACCO	Payment of SACCO deductions for the month of Oct 2022	1,268,237	4,322.29	293.42
19-Oct-22	Invoice	1.1.1.3	SC/CH/PROJECTS/10/OCT2022	AGWAIMO ENOCK	Payment of salary for the month of Oct 2022	2,123,244	4,322.29	491.23
19-Oct-22	Invoice	1.1.1.3	SC/CH/PROJECTS/10/OCT2022	Uganda Revenue Authority	Payment of PAYE for the month of Oct 2022	1,014,997	4,322.29	234.83
19-Oct-22	Invoice	1.1.1.2	SC/CH/PROJECTS/10/OCT2022	National Social Security Fund	Payment of NSSF for the month of Oct 2022	560,249	4,322.29	129.62
19-Oct-22	Invoice	1.1.1.3	SC/CH/PROJECTS/10/OCT2022	KCCA STAFF SACCO	Payment of SACCO deductions for the month of Oct 2022	400,000	4,322.29	92.54
19-Oct-22	Invoice	1.1.1.3	SC/CH/PROJECTS/10/OCT2022	VANESSA SARA NAGGAYI	Payment of salary for the month of Oct 2022	1,361,171	4,322.29	314.92
19-Oct-22	Invoice	1.1.1.3	SC/CH/PROJECTS/10/OCT2022	Uganda Revenue Authority	Payment of PAYE for the month of Oct 2022	1,014,997	4,322.29	234.83
19-Oct-22	Invoice	1.1.1.2	SC/CH/PROJECTS/10/OCT2022	National Social Security Fund	Payment of NSSF for the month of Oct 2022	560,249	4,322.29	129.62
19-Oct-22	Invoice	1.1.1.3	SC/CH/PROJECTS/10/OCT2022	KCCA STAFF SACCO	Payment of SACCO deductions for the month of Oct 2022	1,162,072	4,322.29	268.86
19-Oct-22	Invoice	1.1.1.2	SC/CH/PROJECTS/10/OCT2022	NAFUNA SARAH ELIZABETH	Payment of salary for the month of Oct 2022	3,432,925	4,322.29	794.24
19-Oct-22	Invoice	1.1.1.2	SC/CH/PROJECTS/10/OCT2022	Uganda Revenue Authority	Payment of PAYE for the month of Oct 2022	2,634,850	4,322.29	609.60
19-Oct-22	Invoice	1.1.1.2	SC/CH/PROJECTS/10/OCT2022	National Social Security Fund	Payment of NSSF for the month of Oct 2022	1,370,175	4,322.29	317.00
19-Oct-22	Invoice	1.1.1.2	SC/CH/PROJECTS/10/OCT2022	KCCA STAFF SACCO	Payment of SACCO deductions for the month of Oct 2022	2,600,000	4,322.29	601.53
19-Oct-22	Invoice	1.1.2.1	SC/CH/PROJECTS/10/OCT2022	KABUYE MASSY NAGGAYI	Payment of salary for the month of Oct 2022	2,395,499	4,322.29	554.22
19-Oct-22	Invoice	1.1.2.1	SC/CH/PROJECTS/10/OCT2022	Uganda Revenue Authority	Payment of PAYE for the month of Oct 2022	2,025,883	4,322.29	468.71
19-Oct-22	Invoice	1.1.2.1	SC/CH/PROJECTS/10/OCT2022	National Social Security Fund	Payment of NSSF for the month of Oct 2022	1,065,692	4,322.29	246.56
19-Oct-22	Invoice	1.1.2.1	SC/CH/PROJECTS/10/OCT2022	KCCA STAFF SACCO	Payment of SACCO deductions for the month of Oct 2022	2,317,998	4,322.29	536.29
19-Oct-22	Invoice	5.7	SC/CH/PROJECTS/10/OCT2022	BOU	Bank charges Oct 22 staff salaries	12,000	4,322.29	2.78
20-Oct-22	Invoice	6.1.1	PIFUD/03/23/729	PRE-BID Team	Payment for facilitation allowance for team that participated in pre-bid meeting of solar installation at St-Agnes P/S in Entebbe Municipality	808,280	4,322.29	187.00
20-Oct-22	Invoice	5.2.11	Ref: VIR PIFUD INVOICE 5 FLORA	Flora Geley - Invoice n°5	Consultant Payment - total amount 14 499EUR	15,609,016	3,855.03	4,049.00
20-Oct-22	Invoice	2.1.1	Ref: KLF0017345502	KLM AIR FRANCE (Flora Geley)	Flight ticket mission Octobre 22 BOD>EBB	5,550,511	3,855.03	1,439.81

20-Oct-22	Invoice	2.1.1	Ref: KLF0017345502	KLM AIR FRANCE (Flora Geley)	Flight ticket mission Octobre 22 BOD>EBB	5,550,511	3,855.03	1,439.81
25-Oct-22	Invoice	1.3.1	BOU	Bank Charges	Bank charges	17,029	4,322.29	3.94
26-Oct-22	Invoice	1.3.1	PIFUD/ED/Y3/039	Edison Masereka	Payment of re-routing fees	1,699,891	4,322.29	393.28
31-Oct-22	Invoice	1.3.1	Ref:breakdown_expenses_mission octo	Per diem mission octobre 22 Sand	Per diem	7,916,034	3,855.03	2,053.43
31-Oct-22	Salary Payslips	1.2.1	Ref: October 22	Sandra REVERDI	FMDV PIFUD salaries	17,175,516	3,855.03	4,455.35
31-Oct-22	Salary Payslips	1.2.3	Ref: October 22	Juliana CHIA	FMDV PIFUD salaries	12,143,345	3,855.03	3,150.00
01-Nov-22	Invoice	3.6	PIFUD/ED/Y3/CP2207-044	Sybyl Limited	Payment for the supply of extendible disk shelves to KCCA under procurement ref no.KCCA/SUPLS/2021-2022/00336	134,904,108	4,322.29	31,211.26
04-Nov-22	Invoice	4.1	PIFUD/ED/Y3/040	Muhumuza Kamba Enock	Payment for night allowance to PIFUD driver	100,000	4,322.29	23.14
08-Nov-22	Invoice	1.3.1	PIFUD/ED/Y3/038A	Edison Masereka	Payment for emergency funds to relocate to another hotel due to terror security threat around Santon area in South Africa where the Workshop was taking place	2,027,348	4,322.29	469.04
10-Nov-22	Invoice	6.1.1	PIFUD/ED/Y3/038	Bernoulli Engineering Services	80% advance for installation of Solar PVs in Mulago School for the deaf	314,479,552	4,322.29	72,757.62
10-Nov-22	Invoice	6.1.1	PIFUD/ED/Y3/038	Bernoulli Engineering Services	50% advance for installation of solar PVs at Ntinda School for the deaf	150,261,670	4,322.29	34,764.37
10-Nov-22	Invoice	3.10.	PIFUD/ED/Y3/INV-026	Rotadam Africa Limited	Payment for Installation of Networking equipments in the 3 beneficiary Municipalities	183,175,920	4,322.29	42,379.37
10-Nov-22	Invoice	3.10.	PIFUD/ED/Y3/INV-026	Uganda Revenue Authority	Payment for 6% WHT on Networking equipments	11,692,080	4,322.29	2,705.07
10-Nov-22	Invoice	5.8.9	PIFUD/ED/Y3/0388	Enoch Agwaimo/ E Cash	Allowances	3,290,000	4,322.29	761.17
10-Nov-22	Invoice	5.8.5	PIFUD/ED/Y3/KCCA-10-005	Penina Restaurant & Takeaway Ltd	Provision of catering services during IRAS sensitization in Makindye Ssabagabo	2,318,400.0	4,322.29	536.38
10-Nov-22	Invoice	5.8.5	PIFUD/ED/Y3/KCCA-10-005	Uganda Revenue Authority	6% WHT	124,200	4,322.29	28.73
10-Nov-22	Invoice	5.8.5	PIFUD/ED/Y3/KCCA-10-006	Penina Restaurant & Takeaway Ltd	Provision of catering services during IRAS sensitization in Makindye Ssabagabo	1,411,200	4,322.29	326.49
10-Nov-22	Invoice	5.8.5	PIFUD/ED/Y3/KCCA-10-006	Uganda Revenue Authority	6% WHT	75,600	4,322.29	17.49
10-Nov-22	Invoice	4.1	PIFUD/ED/Y3/122360119653	Zembo Motorcycle SMC Limited	Payment for battery swamps momo for KCCA Electric motor bikes	262,815	4,322.29	60.80
10-Nov-22	Invoice	6.1.1	PIFUD/ED/Y3/INV-041	John Ssekajja	Payment for landscaping works at Ntinda School for deaf for Solar works	11,946,425	4,322.29	2,763.91
10-Nov-22	Invoice	4.1	INVNDN100	Sanlam Insurance Limited	Payment of counterpart funding for PIFUD - vehicle Insurance UBU20C	6,896,864	4,322.29	1,595.65
10-Nov-22	Invoice	4.2	KCCA/Y3/002	KCCA CITY HALL	KCCA contribution office space to PIFUD staff @283.25 per month (Dec to November 2022)	14,691,680	4,322.29	3,399.05
10-Nov-22	Invoice	4.3	KCCA/Y3/003	PIFUD Staff	KCCA contribution of imprest (Nov 21 to Nov 2022)	6,600,000	4,322.29	1,526.97
11-Nov-22	Invoice	4.3	KCCA/Y3/004	PIFUD Office	Stationery used by the project team	381,020	4,322.29	88.15
11-Nov-22	Invoice	5.7	KCCA/Y3	PIFUD Office	Bank charges on y3 disbursement	385,503	3,855.03	100.00
			Total			5,584,271,697		1,318,892.82

Prepared by: Program Accountant	Reviewed by: Manager Revenue Accounting/Grants
Name: Masy Kabuye Naggayi	Name: Godfrey Gallimaka
Date: 02/10/2023	Date: 4/5/2023
Approved By: Project Manager	Certified by: Executive Director
Name: Edison Masereka	Name: Dorothy Kisaaka
Date: 04/10/2023	Date: 04/10/2023