


REF: ED/KCCA/006/11

30<sup>th</sup> August, 2016

The Auditor General  
Office of the Auditor General  
P.O Box 7083  
KAMPALA




**KCCA ANNUAL FINANCIAL STATEMENTS FOR  
THE FINANCIAL YEAR ENDED 30TH JUNE, 2016**

Please find enclosed Kampala Capital City Authority Financial Statements for the year ended 30<sup>th</sup> June, 2016 for your consideration in accordance with the Public Finance Management Act, 2015.

**Judith T. Tumusiime (PhD)  
AG. EXECUTIVE DIRECTOR**

**Encl:** KCCA Financial Statements FY 2015/16

**Copy:** Deputy Executive Director, KCCA  
Director Internal Audit, KCCA



# Kampala Capital City Authority

*Annual Financial statements for the year ended 30 June 2016*



**FINANCIAL STATEMENTS FOR THE FINANCIAL YEAR 2015/2016**

# Kampala Capital City Authority

*Annual Financial statements for the year ended 30 June 2016*

## INFORMATION ABOUT THE ENTITY

### Management executive committee

Jennifer Semakula Musisi	Executive Director
Tumusiime Tukahirwa Judith	Deputy Executive Director
Daniel Kyambadde	Director Treasury Services
Andrew Kitaka	Director Engineering
Harriet Mudondo	Director Gender and Community services
Lule Richard	Ag. Director Administration and Human
Moses .N.Bwire	Director Internal Audit
Mike Okua	Director Legal Services
Moses Atwine	Ag. Director Physical Planning
Samuel Sserunkuuma	Director Revenue
David Serukka	Director Public Health And Environment
Juliet Namaddu	Director Education and Social Services

### Registered office and principal place of business

Plot 1-3 Sir Apollo Kagga road  
City hall  
P. O. Box 7010  
Kampala  
Uganda

### Bankers

Standard Chartered Bank Uganda Limited P.O.Box 7120, Kampala	Bank of Uganda P.O.Box 7111, Kampala
Stanbic Bank Uganda Limited P.O.Box 7131, Kampala	DFCU Bank Limited P. O. Box 70, Kampala
Housing Finance Bank Limited P.O.Box 1593, Kampala	Barclays Bank Uganda Limited P.O.Box 7101, Kampala
Bank of Baroda Uganda limited P.O.Box 7197, Kampala	Tropical Bank Uganda Limited P.O.Box 9485, Kampala
Orient bank Uganda Limited P.O.Box 3072, Kampala	Centenary Bank Limited P.O.Box 1892, Kampala
Equity Bank Uganda Limited P.O.Box 10184, Kampala	Eco Bank Uganda Limited P.O.Box 7368, Kampala

# Kampala Capital City Authority

*Annual Financial statements for the year ended 30 June 2016*

Bank of Africa Uganda  
Limited  
P.O.Box 2750, Kampala

Diamond Trust Bank Uganda  
Limited  
P.O.Box 1892, Kampala

Crane Bank Limited  
P.O.Box 22572, Kampala

Finance trust Bank Limited  
P. O. Box 6972

## **Auditor**

Auditor General  
Republic of Uganda  
Audit House

## **Solicitor**

The Solicitor General  
Ministry of Justice & Constitutional Affairs  
P.O. Box 7183, Kampala  
Uganda

# Kampala Capital City Authority

*Annual Financial statements for the year ended 30 June 2016*

## Executive Director's Approval of the Financial Statements

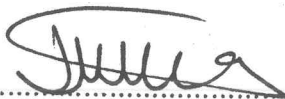
The financial statements set out on pages 4 to 35 have been prepared in accordance with the provisions of the Public Finance Management Act, 2015, KCC Act 2010 and International Public Sector Accounting Standards (IPSAS). The financial statements have been prepared on Accrual basis of accounting and comply with the generally accepted accounting principles for the public sector.

The statements include:-

- a) Statement of financial performance
- b) Statement of financial position
- c) Statement of budget performance
- d) Cash flow statement
- e) Statement of changes in net assets/equity
- f) Notes to the accounts

Management of Kampala Capital City Authority maintained an effective system of internal control over financial reporting including the safeguarding of assets as they relate to the financial statements.

Appended also are the accounting policies that were used in the preparation of the financial statements, notes to the financial statements and schedules to the financial statements.



Judith T. Tumusiime (PhD)  
AG. EXECUTIVE DIRECTOR

30/8/2016

Date

# Kampala Capital City Authority

Annual Financial statements for the year ended 30 June 2016

## Statement of Financial Position as at 30 June 2016

	Notes	Jun-16	Jun-15
<b>ASSETS</b>			
<b>Current Assets</b>			
Cash and Cash equivalents	3	93,928,835,485	61,806,277,045
Receivables	4	65,120,887,390	77,007,788,342
Staff advances	5	110,853,201	42,776,786
Inventories	6	2,751,727,985	2,560,183,322
WIP(Construction work in progress)	7	5,046,701,201	101,210,488
		<b>166,959,005,262</b>	<b>141,518,235,983</b>
<b>Non-current Assets</b>			
Intangible assets	8	4,927,067,979	6,890,812,797
Land & Buildings	9	519,651,564,832	518,652,951,420
Motor vehicles & Machinery	9	9,391,825,155	13,636,432,508
Furniture & Fittings	9	1,932,997,477	2,118,454,328
Office Equipment	9	2,531,047,418	2,520,330,835
Computer equipment	9	518,247,918	822,380,644
Infrastructure	9	3,305,596,240	3,707,129,681
Biological Assets	9(b)	51,264,000	-
		<b>542,309,611,019</b>	<b>548,348,492,213</b>
<b>Total Assets</b>		<b>709,268,616,281</b>	<b>689,866,728,196</b>
<b>EQUITY AND LIABILITIES</b>			
<b>Current Liabilities</b>			
Payables	10a	26,022,092,966	36,070,594,330
National Social Security Fund(NSSF)	10b	1,470,398,113	1,775,045,853
Uganda Revenue Authority(VAT & PAYE)	10c	9,686,473,832	1,566,055,521
Retentions	11	-	128,698,831
Provision for legal costs	12	26,719,950,359	28,148,433,132
Income due to Nakasero and Balikudembe Vendors	13	5,280,000,000	5,280,000,000
Deferred income-short term	14	76,734,694	76,734,694
		<b>69,255,656,964</b>	<b>73,045,562,361</b>
<b>Non-Current liabilities</b>			
Deferred income	14	3,146,122,448	3,222,857,142
Long Term -Borrowings	15	42,570,448,999	42,570,448,999
		<b>45,716,571,447</b>	<b>45,793,306,141</b>
<b>Total Liabilities</b>		<b>114,972,228,411</b>	<b>118,838,868,502</b>
<b>NET ASSETS</b>		<b>594,296,387,870</b>	<b>571,027,859,694</b>
<b>EQUITY</b>			
Capital reserves		626,064,204	626,064,204
Revenue reserves		39,062,644,698	44,139,246,622
Revaluation Reserve		457,643,831,589	457,643,831,589
Accumulated surplus		96,963,847,379	68,618,717,279
		<b>594,296,387,870</b>	<b>571,027,859,694</b>

Judith T. Tumusiime (PhD)  
AG. EXECUTIVE DIRECTOR


Daniel Kyambadde  
Director Treasury services

# Kampala Capital City Authority

Annual Financial statements for the year ended 30 June 2016

## Statement of financial performance for the year ended 30 June 2016

		Jun-16 Shs	Jun-15 Shs
<b>Operating revenue</b>			
Revenue	16	85,051,022,523	84,915,196,440
Transfers received from the Treasury	17	207,778,350,016	140,267,456,872
Miscellaneous Revenue	18	76,734,694	76,734,694
Grant from other donors	19	111,951,019,783	78,932,621,041
<b>Total operating revenue</b>		<b>404,857,127,016</b>	<b>304,192,009,047</b>
<b>Operating expenses</b>			
Employee costs	20	109,653,185,858	100,885,628,798
Goods and services consumed	21	31,307,302,135	25,425,892,877
Maintenance of assets property, plant & equipment	22	30,821,912,116	44,832,693,120
Transfers to other Organizations	23	7,542,636,678	9,448,308,953
Depreciation charge	24	10,119,909,850	8,283,266,388
Amortization	25	1,963,744,818	1,964,186,591
Other expenses	26	9,102,416,941	16,406,004,311
Provisions	27	14,011,584,376	12,090,757,088
Accrued expenses	28	10,697,829,952	5,625,386,555
Project Expenses	29	67,697,014,480	24,480,176,713
<b>Total operating expenses</b>		<b>292,917,537,204</b>	<b>249,442,301,394</b>
<b>Excess of revenue over expenditure from operating activities</b>		<b>111,939,589,812</b>	<b>54,749,707,653</b>
Less: Transfers to Treasury	30	83,594,459,713	241,417,851
<b>Excess of revenue over expenditure for the year</b>		<b>28,345,130,099</b>	<b>54,508,289,802</b>



Judith T. Tumusiime (PhD)  
AG. EXECUTIVE DIRECTOR



Daniel Kyambadde  
Director Treasury services



# Kampala Capital City Authority


Annual Financial statements for the year ended 30 June 2016

## Statement of budget performance based on nature of services as at 30 June 2016

	Initial Budget	Revised Budget	Actual	Variance
	Shs	Shs	Shs	Shs
<b>Receipts</b>				
Taxes	41,474,469,898	41,474,469,898	32,351,687,148	9,122,782,750
Transfers received from the Treasury	158,848,184,124	160,548,184,124	126,515,323,029	34,032,861,095
Non-Tax Revenues	69,605,530,101	69,605,530,101	52,674,969,712	16,930,560,389
Miscellaneous				
<b>Total receipts</b>	<b>269,928,184,123</b>	<b>230,153,714,225</b>	<b>211,541,979,889</b>	<b>60,086,204,234</b>
<b>Expenditure</b>				
Administration and Human Resource	83,396,358,798	82,284,899,137	69,587,536,085	12,697,363,052
Legal Services	23,636,890,366	23,801,125,950	25,148,327,039	(1,347,201,089)
Treasury Services	3,089,856,000	2,982,231,000	1,946,102,339	1,036,128,661
Internal Audit	359,000,000	333,400,000	177,389,121	156,010,879
Executive Support and Governance Services	6,324,455,351	6,234,391,212	4,363,440,260	1,870,950,952
Revenue Management	6,366,768,328	6,103,860,328	3,170,400,914	2,933,459,414
Engineering and Technical Services	4,003,000,000	3,932,783,900	2,381,161,660	1,551,622,240
Public Health	6,046,811,350	6,595,661,476	6,073,044,784	522,616,692
Physical Planning	3,615,000,000	3,488,931,700	1,306,049,766	2,182,881,934
Gender and Community Services	642,406,017	602,806,017	295,830,651	306,975,366
Education and Social Services	13,587,579,161	14,714,573,338	13,437,389,435	1,277,183,903
Environment	928,066,096	892,503,025	566,141,320	326,361,705
Urban Commercial and Production Services	33,930,493,621	35,064,157,295	34,434,521,494	629,635,801
Development Expenditure	84,001,499,035	84,596,859,745	49,746,707,172	34,850,152,573
<b>Total Expenditure</b>	<b>269,928,184,123</b>	<b>271,628,184,123</b>	<b>212,634,042,040</b>	<b>58,994,142,083</b>

Note: Budget performance report is extracted from cash accounts and it is purely cash based.

  
Judith T. Tumusiime (PhD)  
AG. EXECUTIVE DIRECTOR

  
Daniel Kyambadde  
Director Treasury services

# Kampala Capital City Authority

Annual Financial statements for the year ended 30 June 2016


## Cash flow statement for the year ended 30 June 2016

	June 2016	June 2015
CASH FLOWS FROM OPERATING ACTIVITIES	Shs	Shs
Total cash receipts from Operating Revenues were (see below):	302,050,083,272	299,473,987,904
<b>PAYMENTS FOR OPERATING EXPENSES:</b>		
Cash payment to Employees and related costs	92,272,729,487	91,100,008,084
Cash payment for Goods and services consumed	34,179,930,337	28,111,003,071
Interest expense	-	-
Subsidies	-	-
Cash Transfers to other Organizations	7,542,636,678	9,448,308,953
Payment of Social benefits	20,234,781,962	16,352,530,237
Other cash expenses	18,431,872,775	16,579,000,780
Foreign exchange loss/(gain)	-	-
Net Advances paid	-	-
Domestic arrears paid during the year	-	-
Pension Arrears paid during the Year	-	-
Letters of Credit Cleared	15,878,573,803	-
Grant expenses	37,364,734,953	24,480,176,713
<b>Total payments for operating activities</b>	<b>225,905,259,995</b>	<b>186,071,027,838</b>
<b>Net cash inflows/(outflows) from operating activities</b>	<b>76,144,823,277</b>	<b>113,402,960,066</b>
<b>CASH FLOWS FROM INVESTING ACTIVITIES</b>		
Cash Purchase of land, property, plant and equipment's	44,142,933,236	62,434,232,772
Proceeds from sale of property, plant and equipment's	-	-
Purchase of investments	-	-
Proceeds from sale of investments	-	-
Purchase of investment properties	-	-
Proceeds from sale of investment properties	-	-
<b>Net cash inflows/(outflows) from investing activities</b>	<b>44,142,933,236</b>	<b>62,434,232,772</b>
<b>CASH FLOWS FROM FINANCING ACTIVITIES</b>		
Proceeds from external borrowings	-	-

# Kampala Capital City Authority

Annual Financial statements for the year ended 30 June 2016

Repayments of external borrowings	-	-
Proceeds from other domestic borrowings	-	-
Repayments of other domestic borrowings	-	-
Net cash flows from financing activities	-	-
Net increase (decrease) in cash and cash equivalents	32,001,890,041	50,730,134,910
For cash flow purposes receipts from operating revenue comprise:	<b>30th June 2016</b>	<b>30th June 2015</b>
	Shs	Shs
<b>Operating Revenue</b>		
Total Cash in Revenues	85,026,656,860	80,439,585,396
Cash Grants from I Organizations/donors	91,089,139,675	78,932,621,041
Cash Transfers received from the Treasury	207,773,350,016	140,267,456,872
Transfers received from other Government units	-	-
Miscellaneous receipts	-	-
Deposits Received	1,787,087,417	
Transfers to Treasury	(83,631,150,696)	-241,417,851
<b>Total receipts from operating activities</b>	<b>294,073,846,984</b>	<b>299,473,987,904</b>
	<b>June 2016</b>	<b>June 2015</b>
<b>At the beginning of the year</b>	<b>61,806,277,045</b>	<b>9,994,464,675</b>
Less / Add Adjustments	-	727,614,104
Cash at hand	120,668,399	115,470,973
Net increase/decrease of cash from the cash flow	32,001,890,041	50,968,727,294
<b>At the end of the year (Note 3)</b>	<b>93,928,835,486</b>	<b>61,806,277,045</b>



Judith T. Tumusiime (PhD)  
AG. EXECUTIVE DIRECTOR




Daniel Kyambadde  
Director Treasury services

# Kampala Capital City Authority

Annual Financial statements for the year ended 30 June 2016

## Statement of changes in Net Assets/Equity for the year ended 30 June 2016

	Capital reserves Ush	Revenue reserves Ush	Revaluation Reserve Ush	Accumulated surplus Ush	Total Ush
Balance as at 30th June 2015	626,064,204	44,139,246,622	457,643,831,589	68,618,717,279	571,027,859,694
Adjustments during the year	-	(5,076,601,924)	-	-	(5,076,601,924)
Revalued assets	-	-	-	-	-
Surplus for the period (2015/2016)	-	-	-	28,345,130,100	28,345,130,100
Balance as at 30th June 2016	626,064,204	39,062,644,698	457,643,831,589	96,963,847,379	594,296,387,870



Judith T. Tumusiime (PhD)  
AG. EXECUTIVE DIRECTOR



Daniel Kyambadde  
Director Treasury services

# Kampala Capital City Authority

*Annual Financial statements for the year ended 30 June 2016*

## Notes to the financial statements

### 1. GENERAL INFORMATION

Kampala Capital City Authority was established by the Kampala Capital City Act of Parliament in 2010. The Authority is the governing body of the Capital City and administers the Capital City on behalf of the Central Government

The principal address of the entity is:

Kampala Capital City Authority,

P.O Box 7010 Kampala (U)

Website: [www.kcca.go.ug](http://www.kcca.go.ug)

### 2. ACCOUNTING POLICIES

The principal accounting policies adopted in the preparation of these financial statements are set out below. These policies have been consistently applied to all years presented, unless otherwise stated.

#### a) Reporting period

The reporting period for these financial statements is according to Kampala Capital City Authority accounting period 1 July 2015 to 30 June 2016. It is also worth noting that it is aligned with Government of Uganda financial year.

#### b) Basis of accounting

The Accounts are prepared on historical cost basis of accounting. Revenue Collections and expenditures are accounted for on accruals basis.

#### c) Basis of preparation

These financial statements have been prepared on a going concern basis and the accounting policies have been applied consistently throughout the period

These financial statements have been prepared in accordance with the requirements of the Public Finance Management Act, 2015, International Public Sector Accounting principles and comply with generally accepted accounting principles taking into consideration the Government of Uganda legal and regulatory framework regarding public finances.

#### d) Functional currency and translation of foreign currencies

##### (i) Presentation currency

The Reporting & presentation currency is the Uganda Shilling, which is the legal tender of the Republic of Uganda. Items included in the financial statements are measured in the currency of the primary economic environment in which the entity operates.

# Kampala Capital City Authority

*Annual Financial statements for the year ended 30 June 2016*

## **(ii) Translation of transactions in foreign currency**

Foreign currency transactions are translated into Uganda shillings using the exchange rates prevailing at the dates of the transactions. Foreign exchange gains and losses resulting from the settlement of such transactions and from the translation at year-end exchange rates of monetary assets and liabilities denominated in foreign currencies are recognized in the statement of financial performance.

### **e) Revenue**

Revenue represents gross inflows into the entity during the financial year and comprises Transfers from the Consolidated Fund, Grants received, Tax and Non-Tax Revenues.

Subject to Article 152 of the Constitution of the Republic of Uganda, tax is levied with the authority of Parliament.

Many services and benefits are provided by the accounting entity to the public but these do not necessarily give rise to revenue to the entity. Equivalently, payment of tax and other dues do not necessarily result into an entitlement to the taxpayer to receive equivalent value of services or benefits because there is no explicit relationship between payments of tax and other dues, and receipt of goods and services from the Government. Revenue is recognized as follows:

#### **(i) Transfers from the Consolidated Fund**

Transfers from the Consolidated Fund to the entity are recognized when transfer is made. Transfers are made periodically to facilitate the operations of the entity in accordance with the appropriated budget and the cash limits that have been established for Government spending for the period.

#### **(ii) Grants**

Grants are recognized when received. Similarly, grants/transfers to other entities of Government are recognized (expensed) when disbursement is made.

#### **(iii) Revenue**

Revenue includes gross inflows from sales of designated and non-designated services by the entity. Sales of services are recognized in the period when the service is rendered or when the income falls due.

Interest income is recognized within the statement of financial performance on the accrual basis.

#### **(iv) Provision for bad debts.**

Specific provision is made where there is certainty of non-recovery of particular receivable of entire amount on the ledger. In addition to specific provisions, Kampala Capital City Authority maintains a general provision of 10% of the total outstanding Receivables at each reporting period.

# Kampala Capital City Authority

Annual Financial statements for the year ended 30 June 2016

The provisioning level is reviewed at least on annual basis whenever necessary.

## f) Expenses

In general, expenditure is recognized when incurred. Expenses relating to pension liabilities, domestic arrears and interest expense on treasury bills and bonds are accrued for in the financial statements.

## g) Non-Current Assets

### (i) Plant and Equipment

All Plant and equipment are stated at historical cost. Historical cost includes expenditure that is directly attributable to the acquisition of the items. All other repairs and maintenance costs are charged to the statement of financial performance.

### (ii) Land and Building

Land and Building are essentially separable assets.

### (iii) Motor vehicle and Motor cycle

Motor Vehicle and Motor cycle are stated at either historical cost. Historical cost includes expenditure that is directly attributable to the acquisition of the asset.

On establishment of KCCA, assets whose value could not be ascertained were put to valuation by the Chief government valuer in order to establish the value.

## h) Depreciation and amortization

Depreciation has been computed to write off the cost or value of assets, other than land and properties under construction and or renovation, over their estimated useful economic lives using the straight-line method. For consistency purposes the previous policy has been applied as follows;

Description of asset	Rate (%)
Land	0
Buildings	3
Machinery and Plant	10
Motor vehicles	25
Computers	33.3
Office Equipment	10
Furniture & fittings	10

The depreciation charged has been appropriated on the effective date of use.

Intangible assets are initially measured at cost and subsequently amortized on a systematic basis over their useful life. Intangible assets with indefinite life are not amortized but reviewed for impairment annually.

# Kampala Capital City Authority

*Annual Financial statements for the year ended 30 June 2016*

## **i) Provisions-expenses**

Provisions are recognized when the Organization has a legal or constructive obligation as a result of a past event, and where it is probable that an outflow of resources will be required to settle the obligation, and where a reliable estimate of the amount of the obligation can be made.

## **j) Budget**

The original budget was approved. The budget objectives and policies and subsequent revisions are explained fully in the Operational Review and Out-turn Report issued in conjunction with the financial statements. In budget accounting, capital expenditures are recorded as current year expenses while in accrual accounting this expense is capitalized and depreciated over the estimate useful economic lives of the assets.

## **k) Receivables**

### **(i) Advances and other receivables**

Receivables are carried at original historical cost. Bad debts when identified are written –off as per procedure outlined in the Financial regulations 2015. These are reflected in the Statement of Financial Performance.

### **(ii) Letters of credit**

Procurement of goods and services through letters of credit which are cash covered are recognized in the statement of appropriation when the letter of credit is opened. Outstanding letters of credit at period-end are treated as deposits receivable and expensed in the following period when the goods and services are delivered.

## **l) Inventories**

Stocks are stated at cost using FIFO method of stock valuation. Cost comprises of purchase price plus any other expenses incurred to make the stock ready for its intended use. Obsolete stocks are value at cost and not net realizable value since this stock are not held for sale.

## **m) Cash and cash equivalents**

Cash and cash equivalents are carried in the Statement of Financial Position (SOFP) at cost. For the purposes of the cash flow statement, cash and cash equivalents comprise cash on hand, and bank overdrafts. In the Statement of Financial Position, bank overdrafts are included in borrowings.

Unspent cash balances (Government Grants)

In accordance with the requirement of the Public Finance Management Act 2015, unspent cash balances at the end of the financial year are due to the Consolidated Fund.



# Kampala Capital City Authority

*Annual Financial statements for the year ended 30 June 2016*

Transfers of unspent cash balances (government grants) for the period under review to the Consolidated Fund are treated in the statement of financial performance as transfers to Treasury.

## **n) Borrowings**

Borrowings are initially recorded in the Statement of Financial Position at cost net of any transaction costs paid.

Interest expense or income on borrowings is recognized in the Statement of Financial Performance when due.

## **o) Employee benefits**

Employee benefits include salaries, allowances, pensions and other related-employment costs. Employee benefits are recognized when incurred. No provision is made for accrued leave or reimbursable duty allowances.

## **p) Contingencies**

Contingent liabilities are recorded in the Statement of Contingencies Liabilities when the contingency becomes evident. Contingent assets are neither recognized nor disclosed.

## **q) Commitments**

Commitments include operating and capital commitments arising from non-cancellable contractual or statutory obligations. Interest commitments on loans and commitments relating to employment contracts are not included in the Statement of Outstanding Commitments. Outstanding commitments are included in the Statement of Financial Position as payables and in the Statement of Outstanding Commitments.

## **r) Subsequent events**

There were no post reporting date events that required amendment or disclosure in the financial statement as at the date of this report.

## **s) Payables and accrued**

Payables and accrued expenses are recognized at fair value

## **f) Exchange rates**

All monetary amounts in the financial statements are expressed in Uganda Shillings, the legal tender. The Uganda Shilling closing rates (the Bank of Uganda middle rate) for United States Dollar was UGX. 3,409.86.

# Kampala Capital City Authority

Annual Financial statements for the year ended 30 June 2016

## 3. CASH AND CASH EQUIVALENTS

Cash and cash equivalents		2016 Shs	2015 Shs
Revenue Accounts		656,635,388	3,517,998,246
Expenditure Account		46,916,811	241,648,919
Project Account		1,800,206,617	-
Cash At Hand	C1	120,668,399	115,470,973
KCCA festival bank account		244,770,606	11,602,779
GLOBAL FUND KCCA		280,784,357	-
LVEMP		140,843,726	111,339,783
UNHABITANT		113,005,932	109,589,433
Bill and Melinda Gates Foundation FSP		4,806,412,491	-
Bank of Uganda Letters of credit account	C2	1,344,672,643	17,720,274,060
Kampala Institutional And Infrastructure Devt. Project 2		84,373,918,516	39,978,352,853
<b>Total</b>		<b>93,928,835,486</b>	<b>61,806,277,045</b>

### Detailed breakdown of the Revenue Accounts

Revenue Bank	2016	2015
Stanbic bank	159,078,034	6,271,265
Orient	15,610,330	32,177,898
Standard chartered bank	22,750	383,208,340
Housing finance bank	8,390,549	21,066,680
Bank of Africa	25,485,950	24,859,933
Crane Bank	4,275,445	20,218,285
Bank of Baroda	120,000	12,459,690
Tropical bank	-	33,170,600
Centenary Bank	39,520,888	1,397,760
Equity bank	196,661,839	106,609,162
Global trust bank	236,000	236,000
Diamond trust bank	67,889,237	1,340,183,790
Barclays	4,824,345	55,695,002
Dfcu	131,507,521	1,480,416,341
Eco Bank	3,012,500	27,500
	<b>656,635,388</b>	<b>3,517,998,246</b>

# Kampala Capital City Authority

Annual Financial statements for the year ended 30 June 2016

## 4. RECEIVABLES

For Revenue mobilization and collection Kampala Capital City Authority is managed under five divisions (Nakawa, Kampala Central, Lubaga, Kawempe and Makindye) and its Headquarters at city hall

	Sch	2016	2015
Opening balance-net as 1st July 2015		77,007,788,342	63,232,221,289
Add back 30 % Provision for the year		8,556,420,927	7,025,802,365
<b>Restated Gross debtors</b>		<b>85,564,209,269</b>	<b>70,258,023,654</b>
Opening balance adjustment	RI	2,868,154,014	
Additions/billings for the year	RI	68,322,621,951	60,043,561,320
Reversal of specific provision for last year	RI	6,670,318,935	14,939,262,845
Other adjustments and Write offs	RI	(24,959,410,902)	2,080,075,126
Re-statement of Specific provisions	RI	(6,670,318,935)	(6,670,318,935)
Collections during the year	RI	(59,439,032,788)	(55,086,394,741)
<b>Receivables as 30th June 2016</b>	<b>RI</b>	<b>72,356,541,544</b>	<b>85,564,209,269</b>
10%General provision on outstanding balances		(7,235,654,154)	(8,556,420,927)
<b>Net debtors as at 30 June 2016</b>		<b>65,120,887,390</b>	<b>77,007,788,342</b>

### Provision for doubtful debts; Specific and general and write off

Specific provision is made where there is certainty of non-recovery of particular Receivable balances. In addition to specific provisions, Kampala Capital City Authority maintains a general provision of 10% of the total outstanding Receivables and this provisioning level is reviewed at least on annual basis.

During the year, the Minister of Finance, planning and economic development authorised a write off of property rates and ground rates arrears on government buildings and properties.

## 5. Staff advances

These include Salary advances and activity advances to perform KCCA activities.

		2016 Shs	2015 Shs
Staff advances	R2	110,853,201	42,776,786
<b>Total</b>		<b>110,853,201</b>	<b>42,776,786</b>

# Kampala Capital City Authority

Annual Financial statements for the year ended 30 June 2016

## 6. INVENTORIES

Comprise inventories purchased which have not been expensed.

	Schedule	2016 Shs	2015 Shs
Inventory	11	2,751,727,985	2,560,183,322
<b>Total</b>		<b>2,751,727,985</b>	<b>2,560,183,322</b>

## 7. WORK IN PROGRESS

2015  
Shs

2014  
Shs

### Details

#### A-Buildings

Four single-storeyed staff quarters at Kisaasi P/S P/S	356,148,874	
Renovation of two-storeyed Staff Quarters block for Namungoona Kigobe	24,290,064	
Staff Quarters (two units) at St Mbaga Tuzinde P/S	198,018,542	
Bukoto Clinic	-	101,210,488
Construction of a Maternity block and a Fence at Kitebi HC	535,693,673	
Remodelling of the Staff house into a Maternity ward at Kawaala Health Centre	438,537,579	
Construction of a Maternity block and a Fence at Kitebi HC	535,693,673	
Completion of Kabalagala One-stop Youth Centre	381,111,780	
Refurbishment of Bukasa P/S	255,764,329	
Construction of a fence at Kamwokya P/S	180,217,125	
Kyanja Chicken brooder	147,471,896	
Renovation of City Hall Phase II (2nd Floor Level)	1,517,448,984	
Renovation of Former KCCA Public Health Yard on 6th Street	264,469,198	
Renovation of KCCA Revenue client care centre	127,924,709	
Repair of Roof slab for the office block at Central Division	32,061,599	
Repair of Roof at main Administration block Wing A and office of DESS	51,849,176	
<b>TOTAL</b>	<b>5,046,701,201</b>	<b>101,210,488</b>

# Kampala Capital City Authority

Annual Financial statements for the year ended 30 June 2016

## 8. Intangible assets-ICT software

Software	Amount	Date of Acquisition	Depn	Accum Dep.	Carrying Value as at 30 JUNE 2016	Value as at 30 JUNE 2015
Microsoft Enterprise Software	946,008,696	June 2013	33%	946,008,696	-	315,399,300
IPS SVC AR NBDASA 5525-X	13,051,800	June 2014	50%	13,051,800	-	5,989,525
E-CITIE	8,095,463,097	June 2014	20%	3,238,185,239	4,857,277,858	6,476,370,478
SUN Systems	116,316,868	June 2014	20%	46,526,747	69,790,121	93,053,494
<b>TOTAL</b>	<b>9,170,840,461</b>			<b>1,964,186,591</b>	<b>4,927,067,979</b>	<b>6,890,812,797</b>

# Kampala Capital City Authority

Annual Financial statements for the year ended 30 June 2016

## 9. (a) NON-CURRENT ASSETS

See schedule below (on Page 20);

**Note:** KCCA has a list of assets (Land) that have not been included in the asset register pending valuation by the Chief Government valuer (CGV). They will be included in the Assets register after valuation. These assets have been disclosed as per appendix NC1 attached.

Two hospital buildings Kiruddu and Bukoto were demolished to pave way for construction of new modern health facilities. These buildings have been written off as indicated in the schedule.

## (b) Biological Assets

Biological assets are recognised at fair value less costs to sale. In the subsequent periods, the loss or gain in fair value due to physical and price changes will be recognised through the surplus and deficit (Statement of financial performance). Bearer biological assets are defined as those assets that are held/used repeatedly for more than one year in agricultural activity or those used for regeneration. Biological assets held for distribution are normally held for less than a year and they will be written off subsequent period through the statement of financial performance.

Bearer biological assets	Age	Fair Value	Closing balance
22 Adult Breeding Female pigs	2 Year old	900,000	19,800,000
9 Adult Breeding Male pigs	2 Years old	1,200,000	10,800,000
			<b>30,600,000</b>
<b>Held for distribution at nominal charge</b>			
114 Piglets born on the farm	2-4 Months old	100,000	11,400,000
1544 Kuroiler Chicks	3 week old chicks	6,000	9,264,000
			<b>20,664,000</b>
<b>Gross total</b>			<b>51,264,000</b>

### NON CURRENT ASSETS

Non-current assets	Ref	Land		Buildings		Motor vehicles & Machinery		Furniture & Fittings		Equipment		Computer		Infrastructure		Total	
		Ushs		Ushs		Ushs		Ushs		Ushs		Ushs		Ushs		Ushs	
Cost as at 30 June 2015		454,323,718,600		67,984,952,538		23,799,979,873		2,682,311,042		3,222,184,154		2,160,573,783		4,015,334,414		558,189,054,403	
Adjusted opening bal.																	
Additions	Asset register	4,182,399,042		152,760,069		2,546,288,412		89,122,834		350,354,300		400,824,686		0		7,721,749,343	
Written off	Asset register			(1,417,487,794)		(396,511,992)										(1,813,999,786)	
Disposal	Asset register					(365,440,000)										(365,440,000)	
At 30 June 2016		458,506,117,642		66,720,224,813		25,584,316,293		2,771,433,876		3,572,538,454		2,561,398,469		4,015,334,414		563,731,363,961	
<b>Depreciation</b>																	
30 June 2015																	
Charge for the year	Asset register			3,655,719,718		10,163,547,365		563,856,714		701,853,319		1,338,193,139		308,204,733		16,731,374,988	
On write off	Asset register			2,004,107,173		6,395,094,422		274,579,684		339,637,717		704,957,412		401,533,442		10,119,909,850	
On Disposal	Asset register			(85,049,268)		(137,750,649)										(222,799,917)	
30 June 2016	Asset register			5,574,777,623		16,192,491,138		838,436,399		1,041,491,036		2,043,150,551		709,738,174		26,445,764,921	
NBV as at 30 June 2016		458,506,117,642		61,145,447,190		9,391,825,155		1,932,997,477		2,531,047,418		518,247,918		3,305,596,240		537,331,279,039	

# Kampala Capital City Authority

Annual Financial statements for the year ended 30 June 2016

## 10. (a) PAYABLES

Division	Sched.	Creditors balance as at 30 June 2015	Adjustments	Additions	Payments	Creditors balance as at 30 June 2016
Trade creditors 2014/15	TC1	35,711,582,000	35,400,000	-	12,994,279,481	22,681,902,519
Severance package provision	TC2	359,012,330		-	11,780,268	347,232,062
Creditors 15/16	TC3			2,992,965,385	-	2,992,965,385
<b>Total creditors as year end June 2014</b>		<b>36,070,594,330</b>	<b>35,400,000</b>	<b>2,992,965,385</b>	<b>13,006,059,749</b>	<b>26,022,099,966</b>

	2016 Shs	2015 Shs
<b>10 b) National Social Security Fund</b>		
Social security contributions	1,470,398,113	1,775,045,853
<b>Total</b>	<b>1,470,398,113</b>	<b>1,775,045,853</b>

This balance relates to arrears of NSSF Contribution for staff.

## 10 c) Uganda Revenue Authority

URA Pay as you Earn	9,415,357,035	1,415,026,470
VAT Payable	271,116,797	151,029,051
<b>Total</b>	<b>9,686,473,832</b>	<b>1,566,055,521</b>

## 11. Retentions

RT1	2015	2016
	-	128,698,831



# Kampala Capital City Authority

Annual Financial statements for the year ended 30 June 2016

## 12. Provision for legal costs

For details refer to schedule attached

Case	Jun-16 Amount (UGX)	Jun-15 Amount (UGX)
John Kivumbi vs Kampala City Council	36,555,781	10,000,000
Uganda Petroleum Ltd V KCC –Compensation for Nakivubo Channel land and Damage to property.	10,802,410,183	10,141,424,453
BUGISU INDUSTRIES LTD VS. KDLB , SUMMIT LTD, KIWATULE ESTATES LTD AND SPARKO INVESTMENTS LTD CIVIL SUIT NO. NITCO V KDLB & KCC & IDA BUKENI MUNIALO	1,010,439,250	2,606,439,250
Omega Construction-Kiteezi Landfill	131,996,000	765,000,000
	6,964,000,000	2,498,769,232
Eric Sabifi & 6 Other		161,886,063
JIMA Properties		658,527,322
Bugirinya United Steel Co. Ltd Vs. KCC C.S.NO. 748 of 2003	117,717,860	117,717,860
JEVI MEDIA	97,000,000	683,970,750
Dr Sekajugo Vs KDLB and Lukyamuzi		225,413,699
KDLB , Sebaana Kizito Vs Deyalji	20,616,244	93,633,165
Katongole Badhul Vs. KCCA Court awarded Ugx. 200,000,000/= in general damages. There is a likelihood of an increase in the amount in light of other	200,000,000	200,000,000
Hajji Ssenoga Sentamu Ali Vs. KCCA -Manhole Case. Claim for negligence		10,000,000
Sebulime Jimmy & Ors Vs. KCCA . An accident Claim.	1,000,000,000	1,000,000,000
Stewart Gawaya Tegule Vs. KCCA		595,628,083
Robert Kaggwa Vs. KCCA (Trespass)		8,000,000
Nalongo Sulaina Vs. KCCA		100,000,000
Eram Mujuzi Vs. KCCA	4,032,326,000	30,000,000
Equator Touring Services Ltd Vs. KCCA	30,000,000	30,000,000
Hajat Zahara Vs. KCCA		36,000,000
EDPET Vs. KCCA		25,054,079
Boost Investments Vs. KCCA	200,000,000	200,000,000
OMEGA CONSTRUCTION VS. KCCA (Reconstruction of Mboao road)		1,348,762,231
Omega Construction Vs. KCCA ( upgrading of drainage black spots in Kampala- phase 1)		4,368,287,344
Muramye Sussex Buzaare Vs. KCCA		15,000,000
Bugirinya United Steel Co. Ltd Vs. KCC C.S.NO. 748 of 2003		117,717,860
Otim Sam Vs KCCA		0
Paul Katabazi Bitarabehe Vs City Council of Kampala		0
Nusonic, limited vs KCCA & anor		268,250,000
Taakaya frank VS KCCA	221,000,000	85,800,000
Nakavuma Mariam & Another Vs Tirupati Development Ltd & KCCA		26,866,000
Monday Buwembo vs KCCA		27,318,000
Johnson Kwesigabo VS KCCA Civil Suit No. 167 of 2012. High Court, Land Division		0
JOKA INVESTMENTS LTD Vs. KCCA		118,872,158

# Kampala Capital City Authority

Annual Financial statements for the year ended 30 June 2016

Rohasha Vs. KCCA		106,037,112
Karamira Amos C.S. No. 590 of 2013	210,000,000	210,000,000
Nalongo Estates vs KCCA CAB-ARB-NO 27 OF 2012	732,553,055	732,553,055
Kawagga Ismail vs KCCA & NWSC CIVIL SUIT NO. 2378 OF 2013	5,500,000	5,500,000
JOYCE NATABI KADDU VS IDA BUKENI MUNIALO, KCC & KDLB HCCS Civil	644,234,300	500,000,000
Mukisa Mpewo Enterprises Ltd V KCCA		0
Abdalla Muzungu Vs KCCA (Accrued interest)		20,005,417
SYUDYA/NAFUNA-Compensation for Luzira shooting case	14,000,000	
Engineers Investments Ltd Vs KCCA	99,573,157	
Kampala district landboard, George Mitala vs. Yanansio Babweyaka and others	74,713,400	
Elders & Hai general agencies & others Vs KCCA	37,556,200	
Sumadhura Technologies ltd Vs KCCA	37,758,930	
<b>Total</b>	<b>26,719,950,359</b>	<b>28,148,433,132</b>

## Legal cases details

As at year end, KCCA had cases that might result into cash outflows as per schedule above. Details of the cases are indicated in the schedule below. Contingent liabilities are disclosed on appendix L1 attached.

Case	Detail
John Kivumbi vs Kampala City Council	In 1996, the plaintiff constructed a storeyed shop at St. Balikuddembe market but upon completion, KCCA took over the ground floor of the shop and let it out to other vendors without any compensation to the plaintiff and to date the said vendors continue to utilize the ground floor of the shop and pay rent to KCCA
Robert Nakaana vs. KCCA	The claimant initiated garnishee proceedings to attach KCCA's collection account in DFCU Bank to recover UGX. 10,905,000 being taxed costs awarded in executions proceedings in a matter between one Jackson Akena and the Kampala District Land Board.
Uganda Petroleum Ltd V KCC	Compensation for Nakivubo Channel land and Damage to property
Jima Properties Ltd vs. KDLB & KCCA - HCCS No.159 of 2009.	The Plaintiff sued the Defendants for the alleged breach of the lease in respect of Plot 19, Bombo Road. Court delivered Judgment in favour of Jima Properties Ltd in the following terms:
BUGISU INDUSTRIES LTD VS. KDLB, SUMMIT LTD, KIWATULE ESTATES LTD AND SPARKO INVESTMENTS LTD CIVIL SUIT NO. 224 OF 2009	Judgment delivered in favour of the plaintiff to the tune of Ugx. 2,606,439,250/= including costs of the suit.
NITCO V KDLB & KCC & IDA BUKENI MUNIALO -	Claim for loss of land comprised in Plot 10-12 Lugogo bypass as a result of KDLB allocating it another party (Prudential Properties Ltd)
ELDORADO Vs. KCCA	Refund of Trade Licensing Fees
Nalongo Estates Vs. KCCA Misc. Cause No. 22 of 2012	These are legal Legal costs
Bugirinya United Steel Co. Ltd Vs. KCC C.S.NO. 748 of 2003	Breach of Contract. Court on 9th of April 2015 delivered judgment in favour of the Plaintiff and awarded the plaintiff Ugx. 117,717,860/= as special damages.

<p><b>Taakaya frank VS KCCA</b></p>	<p>Wherein the Plaintiff filed this suit against KCCA alleging trespass to his land comprised in Block 12, Plot 1644 and 1645 land in Mengo in the course of road upgrade. He sought compensation or vacant possession. A joint survey was conducted which revealed that road had encroached on only one Plot i.e Plot 1644. A valuation from the Government valuer placed the value of the affected land at UGX 66,000,000 plus 30% statutory disturbance allowance bringing the total to UGX. 85,800,000/=</p>
<p><b>Nakavuma Mariam &amp; Another Vs Tirupati Development Ltd &amp; KCCA</b></p>	<p>The plaintiffs sued the defendant s for injuries suffered when they fell into open manholes in front of Tirupati Mall in Kampala. The Court rendered a decision awarding the plaintiffs the sum of UGX.2,866,000/= as special damages and UGX.20,000,000= as general damages, UGX.4,000,000/= as punitive damages and costs of the suit (which have not yet been taxed)</p>
<p><b>Monday Buwembo vs KCCA</b></p>	<p>Plaintiff alleges damage to his vehicle by KCCA enforcement Officer. He seeks special damages of UGX.27,318,000/- plus general damages, interest thereon and costs of the suit.</p>
<p><b>Karamira Amos C.S. No. 590 of 2013</b></p>	<p>Alleged violations of the right to property i.e. trespass to land. A joint survey report indicates that there was trespass. Compensation to be guided by the Chief Government Valuer's report. Claim for special damages of UGX.210,000,000/=, general, punitive and exemplary damages, interest and costs of the suit. Case on going.</p>
<p><b>Nalongo Estates vs KCCA CAB-ARB-NO 27 OF 2012</b></p>	<p>The arbitrator awarded compensatory damages of UGX..732,553,055/= for demolishing illegal structure to the plaintiff on 13th September 2013. KCCA filed appropriate proceedings in the High Court to challenge the award for being unconscionable  However the appeal was dismissed with costs.</p>
<p><b>Kawagga Ismail vs KCCA&amp; NWSC CIVIL SUIT NO. 2378 OF 2013</b></p>	<p>The Plaintiff sued the Defendants for compensation for bodily injuries sustained when he fell into an open manhole/drainage gutter on the junction of Speke road due to the defendants' alleged negligence. Judgment passed on 15th January 2015 gave the plaintiff compensation of UGX.5.5m</p>
<p><b>JOYCE NATABI KADDU VS IDA BUKENI MUNIALO, KCC &amp; KDLB HCCS Civil Suit</b></p>	<p>The plaintiff sued the defendants for loss of property resulting from a parallel allocation by the Kampala District land board. The main claim against KCC/A is for granting the 1st Defendant planning permission and approval of her plans without due diligence on its part to ascertain ownership of plot 6, Luthuli Rise Bugolobi.</p>
<p><b>SUMADHURA TECHNOLOGIES LTD VS KCCA</b></p>	<p>In this case, the court awarded Sumadhura Technologies damages and taxed costs amounting to ugx. 34,758,930. Furthermore KCCA will bear the costs of the application amounting to ugx. 3,000,000.</p>

# Kampala Capital City Authority

Annual Financial statements for the year ended 30 June 2016

## 13. INCOME DUE TO OTHER PARTIES- NAKASERO AND ST BALIKUDEMBE VENDORS

As at 30 June 2016, the vendors from Balikudembe market and the Nakasero market had not been granted their leases and the cases are before court. The total amount (UGX 5.2Bn was received (UGX 4Bn, St Balikudembe and UGX 1,2Bn from Nakasero) and this has been accounted as liabilities.

NAKASERO MARKET						
Ref.No.	Narration	Details	Bank	Vendor	Amt (Ushs)	
1946	NAK/001	Sub-Lease	Stanbic Bank Ltd	NAKASERO MARKET	100,000,000	
20779	RTGS.NAK	Sub-Lease	Stanbic Bank Ltd	NAKASERO MARKET	100,000,000	
85819	RTGS2/13	Sub-Lease	Stanbic Bank Ltd	NAKASERO MKT	100,000,000	
144121	RTGSNA	Sub-Lease	Stanbic Bank Ltd	NAKASERO MARKET	80,000,000	
21756	RTGS	Sub-Lease	Stanbic Bank Ltd	NAKASERO MKT	500,000,000	
24203	RTGS	Sub-Lease	Stanbic Bank Ltd	NAKASERO MKT	200,000,000	
26324	RTGS	Sub-Lease	Stanbic Bank Ltd	NAKASERO MKT	200,000,000	
<b>Sub-Total</b>					<b>1,280,000,000</b>	
ST. BALIKUDEMBE						
Ref.No.	Narration	Details	Bank	Vendor	Amt(ushs)	
25111	RTGST00	Sub-Lease	Standard Chartered	ST. BALIKUDEMBE	150,000,000	
25117	RTGS	Sub-Lease	Standard Chartered	ST. BALIKUDEMBE	3,850,000,000	
<b>Sub-Total</b>					<b>4,000,000,000</b>	
<b>Grand Total</b>					<b>5,280,000,000</b>	

## 14. DEFERRED INCOME

During the course of the FY 2009/10, KCC Headquarter granted sub-leases (up to 49 years) to sitting tenants of New taxi park, Market and Kisekka Market,

Sub-Lessee	Amount	No. years	Amortized income for the year	Opening balance	Cumulative Amortized income since 2009/10	Deferred for 2016/17	Long term
NROK( Kisekka ) MVL	1,520,000,000	49	31,020,408	186,122,449	217,142,857	31,020,408	1,271,836,735
New Taxi Park Lock U Owner s Assoc Ltd	2,240,000,000	49	45,714,286	274,285,715	320,000,000	45,714,286	1,874,285,714
<b>Total</b>	<b>3,760,000,000</b>		<b>76,734,694</b>	<b>460,408,164</b>	<b>537,142,858</b>	<b>76,734,694</b>	<b>3,143,122,448</b>

# Kampala Capital City Authority

Annual Financial statements for the year ended 30 June 2016

## 15. BORROWINGS

This was a development credit agreement between IDA and KCC on behalf of Government of Uganda, entered into on 12th August 1991, for improvement of waste management in the city, production of up to date maps of Kampala area and strengthening the financial and personnel management systems and services.

Since then no servicing of the loan has been made and it remained on KCC books as an outstanding obligation pending servicing and clearance. Currently KCCA has no capacity to service this Loan and Management wrote to Ministry of finance seeking authorization to have the debt written off. The permanent secretary Ministry of Finance planning and Economic Development advised that we maintain the loan on our books until parliament authorizes the write off.

This project ended on 30<sup>th</sup> June 2000 and the Uganda shillings equivalent as inherited from KCC is summarized below;

	2016 Shs	2015 Shs
Ida Loan		
Other	42,570,448,999	42,570,448,999
	<b>42,570,448,999</b>	<b>42,570,448,999</b>

## 16. NON TAX REVENUE

Non-Tax Revenues	2016 Shs	2015 Shs
Local Service Tax	11,540,105,766	9,940,985,401
Local Hotel Tax	2,382,735,582	2,073,905,323
Other taxes on specific services	1,104,319,015	1,223,585,225
other licenses		
Land Fees	3,927,345,805	4,951,965,886
Business licenses	14,943,219,848	13,992,722,114
Park Fees (incl. Street Parking)	17,239,267,500	20,261,667,722
Market /Gate Charges	2,160,410,050	1,809,796,537
Rent & Rates - Non-Produced Assets	6,000,748,834	5,290,137,652
Rent & rates - produced assets - fro	-	5,874,400
Rates - Produced assets- from privat	19,568,414,119	19,704,641,927
Sale of drugs	1,355,416,688	503,431,138
Sale of drugs from other govt. unit		
Migration Permits	-	6,988,300
Refuse collection charges/Public con	55,411,000	100,983,405
Property related Duties/Fees	2,508,646,344	2,226,568,234
Advertisements/Bill Boards	571,716,600	1,564,548,818
Registration (e.g. Births, Deaths, M	1,022,100	100,000

# Kampala Capital City Authority

Annual Financial statements for the year ended 30 June 2016

Registration of Businesses	20,382,000	15,273,300
Agency Fees	280,699,453	48,482,868
Inspection Fees	367,120,500	440,034,390
Court fines and Penalties - private	-	8,643,999
Other fines and Penalties - private	872,106,294	652,309,082
Nomination fees	24,388,000	-
Miscellaneous receipts/income	97,408,550	75,742,446
Sale of (Produced) Government Properties	30,138,475	16,808,273
<b>Total</b>	<b>85,051,022,523</b>	<b>84,915,196,440</b>

## 17. GOVERNMENT GRANTS:

	2016	2015
Transfers received from Treasury	207,778,350,016	140,267,456,87
Transfers from treasury-Capital	-	-
<b>TOTAL</b>	<b>207,778,350,016</b>	<b>140,267,456,872</b>

## 18. OTHER REVENUE

This is shown separately for the purposes of the Statement of Financial Performance

	2016	2015
		Shs
Miscellaneous receipt	-	-
Gain on disposal	-	-
Amortized revenue	76,734,694	76,734,694
<b>TOTAL</b>	<b>76,734,694</b>	<b>76,734,694</b>

# Kampala Capital City Authority

Annual Financial statements for the year ended 30 June 2016

## 19. Grant income,

These are income that were received from the development partners during the year,

DONOR	2016	2015
Water Aid	87,093,683	52,741,164
Melinda and Gates Foundation (UGX)	494,595,000	
Gavi Funds Revitalize Immunisation activities	113,391,000	
Gavi Funds Regional performance monitoring team	648,661,803	
Gavi HSS	184,044,000	
Gavi Child health days	20,207,000	80,013,000
Youth Livelihood project- Gender	613,631,656	1,053,095,573
Uganda Road Fund	14,738,725,987	28,387,193,296
Uganda Women Entrepreneurship Programme (UWEP)	16,031,546	
Gavi IPV	334,697,900	
City festival 2014- Multi donors	820,832,256	1,070,023,983
DICCOS	72,203,738	16,211,000
Unicef Cholera	25,500,000	
UNEP MoH House to House Immunization(Polio Immunization)	9,824,302	171,747,200
Other funds on projects account	46,167,337	
East and Central Afrivan Development Forum	159,073,335	
Protection of Lake Victoria II Project	124,330,691	
Scusa Grey Project UNESCO	4,563,618	4,563,618
Comprehensive Education science	10,513,500	
Straight Talk Foundation	5,694,200	129,763,000
UNICEF Typhoid Outbreak Response	45,586,900	80,886,000
Northern Corridor Integration projects	5,800,000	
Norway Support for Capacity Building	2,732,696	14,106,754
Uganda Cancer Institute	7,201,250	7,201,250
Uganda Aids Commission	16,291,580	20,000,000
LVEMP II grant	223,457,893	302,584,100
UNHABITAT	3,416,499	43,972,003
BLEF	15,446,521	
Education Master Plan	5,000,000	
Bill and Melinda Gates FSMP	4,806,412,491	
Education Forum & Expo	85,800,000	
Scaling up comprehensive HIV/AIDS Service	132,140,514	
PLE 2015	55,658,000	
Funds from Agency de France to facilitate	10,543,376	
Save the children	1,910,171	
Kampala Inst and Infrast. Dev project 2	85,461,894,928	43,027,942.20
<b>Donations in Kind</b>		
Grant -Donations- fire fighting trucks	83,911,313	
Grants- Fifa Tractor	36,048,785	
Grant - LVEMP II Trucks	2,331,884,314	
Grant - IDI Motor cycles	75,000,000	
Grants-LVEMP II- furniture	15,100,000	
<b>Total</b>	<b>111,951,019,783</b>	<b>78,932,621,041</b>

# Kampala Capital City Authority

*Annual Financial statements for the year ended 30 June 2016*

## **Summary Details of the grants/project**

### **Youth Livelihood Program**

YLP is a community demand-driven Programme that is implemented with guidance from the Central Government and the Local Governments. The funds are advanced to the Youth Interest Groups (YIG) in form of a Revolving Fund in order to increase outreach and enhance sustainability of the Programme.

Uganda Women Entrepreneurship Programme (UWEP)

These are funds from Ministry of Gender, Labour and Social development and funds are aimed at improving access to financial services by women & equipping them with skills for enterprise growth, value addition and marketing of their products & services

### **Water Aid**

These funds are to contribute to the improvement of WASH service delivery to over two million people in Kampala by providing technical and financial support to improve WASH coordination at both division and KCCA central level.

### **UNICEF Typhoid Outbreak Response**

These funds were received from UNICEF during the typhoid outbreak to help in developing measures of controlling the spread of the disease.

### **DICCOS (District Commercial Services Support Project)**

These funds are from Ministry of Trade industry and Cooperative are meant for equip, retool targeted District commercial officer, facilitate DCos deliver commercial and business services in their division, building of network between DCOS and other Stakeholder.

### **Uganda Aids Commission**

The said funds were meant for the implementation of HIV/AIDS activities in KCCA .funds were meant to strengthening the existing coordination structures and partnerships at various level of the Authority.

UNEP MoH House to House Immunization (Polio Immunization)-WHO

Ministry of Health extended funds to KCCA meant for planning and implementation of the first round of national house to house polio campaign which was success.

### **Straight Talk Foundation**

These funds were meant for the implementation of a youth enterprises model project specifically aimed at increase access and utilization of Sexual Reproductive Health (SRH) information and services among young people involved in the youth enterprises in the district of Kampala.

### **Scusa Grey Project UNESCO**

UNESCO has the project with the objective of defining strategies and actions to upscale treatment of water to all slums in Kampala and test their performance in terms of pollutants reeducation and customer experience.

### **Norway Support for Capacity Building**

These funds were from FK Norway partnership for the specific objectives like prevention of sanitation related diseases through enforcement and management of faecal sludge in the Environment, enhance clean and health habitable environment for the city population

### **Gavi HSS**

This is a release of the HSS funds to supplement the PHC funds provided to the districts to Support strengthening development/updating of micro plans at health facility and district Level; support supervision and distribution of vaccines from the district to health facilities on Monthly basis and operationalization of outreaches including mobilization for the planned out reaches.

### **Gavi IPV**

Support injectable polio vaccine (IPV) introduction into routine immunization and yet Implementation Activities were supposed to be carried out on 15th -14th April 2016 Country wide.

Protection of Lake Victoria II projects -Construction of Nakivubo Kinawatkaka main Sewers

These funds were received from NWSC to cater for inspection and permit during construction of sewer line in Kampala.

### **Education Forum & Expo**

These funds are from various city partners like bank of Uganda, city Tyres, Ntake Bakery, Saracen and funds are meant to create a platform for all the stakeholder to know what is happening and how they can support education sector through creating an opening for the potential partners to support and partners in Kampala education sector., share education service delivery experience with partners in the sector

### **Save the Children**

These fund were from Save the children International to This agreement will be based on the following specific objective and activities; Assess and reinforce knowledge and technical skills retention among trained providers. Assess and reinforce proper equipment use and maintenance. Ensure use of approved protocols, standards and guidelines for skills maintenance & HBB+ register

### **IDI Infectious Disease Institute**

The major objectives of these grant was Scaling up comprehensive HIV/AIDS Services at KCCA CLINICS including providing imitative testing and counselling at KCCA Clinics by Holding Projects steering



# Kampala Capital City Authority

Annual Financial statements for the year ended 30 June 2016

committee(PSC) conducting stakeholders/KCCA Advocacy meetings, support to district AIDS committee (DAC)

## East and Central African Development Forum (EACADF)

These fund were received from various stakeholders like World Bank, UNDP, Water Aid, Africa Development bank .The forum presents unique opportunities to all cities in the region (capital and secondary cities) to identify at least three priority infrastructure projects to be presented to invite Development Finance Institutions and international investors.

## Bill and Melinda Gate Foundation Faecal Sludge Management

KCCA received funding from the Bill and Melinda Gates Foundation and Department for International Development (DFID), UK to implement a 3year Faecal Sludge management projects in Kampala. Northern corridor Integration projects summit

## Comprehensive Education science Technology sports (CESTS) Sector Data collection Exercise

These fund were received from Ministry of Education science Technology & sport for carrying out collection of basic enrolment and attendance data, annual school census data collection and head count of USE/UPPET

## Lake Victoria Environmental Management Project 11

The grant is for improvement and environment management of targeted pollution hot-spots and selected degraded sub-catchments for the benefit of communities who depend on the natural resources of Lake Victoria.

## Global fund Kampala Regional Performance Monitoring Team

These fund are from Ministry of Health to support Kampala region Performance Monitoring team, Routine DQA training for M&E staff and Global fund integrate malaria management

## Kampala Institutional and Infrastructure Development Project II (KIIDP II)

Project seeks to enhance infrastructure and institutional capacity of Kampala Capital City Authority (KCCA) to improve urban mobility for inclusive economic growth. There are two components to the project, the first component being city wide road infrastructure and associated investments. The Second component is the institutional and systems development support. This component will focus mainly on three core directorates: engineering and technical services, physical planning, and revenue.

## 20. EMPLOYEE COSTS

Employee costs principally comprise of salaries and wages to the staff of KCCA and allowances to political leaders.

Employee costs	2016 Shs	2015 Shs
Wages and Salaries	82,669,064,663	81,645,737,220
Social Contributions	23,176,592,754	16,352,530,237
Other employee costs	3,807,528,441	2,997,060,007
<b>TOTAL</b>	<b>109,653,185,858</b>	<b>100,885,628,798</b>

Employee costs for 2015/16 include wages and salaries for staff under education and Health service commission, Contract and permanent Staff Salaries paid by KCCA, emoluments for political leaders and wages for casual workers. Other employ costs include Incapacity, Medical insurance contribution, death benefits and funeral expenses of and Gratuity Expenses. Social contribution includes 10% staff NSSF contributions made by the entity.

# Kampala Capital City Authority

Annual Financial statements for the year ended 30 June 2016

## 21. GOODS AND SERVICES

Expenditure on goods and services during the year principally comprise the following:

Goods and services consumed	2016	2015
	Shs	Shs
General expenses	7,037,394,751	6,743,791,167
Communications	721,175,701	529,275,399
Utility and Property expenses	1,444,961,811	1,940,650,189
Supplies and services	5,926,747,963	4,503,019,823
Professional services	1,812,458,544	1,236,002,939
Insurance and licenses	256,653,714	129,579,017
Travel and Transport	5,751,857,929	5,212,638,365
Maintenance	8,356,051,722	5,130,935,977
<b>TOTAL</b>	<b>31,307,302,135</b>	<b>25,425,892,877</b>

## 22. MAINTENANCE COSTS OF ASSETS

This relates to conditional grants from Government of Uganda and its agencies like where conditional grants are sent and spent on roads, maintenance, schools, and health centers among others.

	2016	2016
	Shs	Shs
Land & Buildings - Non Residential	95,466,155	405,569,482
Land & Buildings - Residential	104,417,973	274,865,542
Roads & Bridges	30,304,551,667	43,307,922,893
Transport Equipment	19,443,998	271,746,218
Machinery & Equipment	293,770,605	572,588,985
Furniture & Fittings	4,261,718	-
<b>TOTAL</b>	<b>30,821,912,116</b>	<b>44,832,693,120</b>

## 23. TRANSFERS TO OTHER ORGANISATIONS (GRANTS PAID)

These include periodic transfers to both Government and private USE and UPE schools, NGOs, hospitals, CDD, among others.

Transfer to other Organisations	2016	2015
	Shs	Shs
To Other General Government Units	5,981,594,416	7,267,024,68
Conditional Transfers to Autonomous Ins	1,561,042,262	2,181,284,273
<b>Total</b>	<b>7,542,636,678</b>	<b>9,448,308,953</b>

# Kampala Capital City Authority

Annual Financial statements for the year ended 30 June 2016

R2- ACCOUNTABLE ADVANCE AND SALARY ADVANCES				
Date	Staff Name	Description	EFT	Amount (UGX)
16-Oct-14	Mathew Ocitti	Cash advance for facilitation of running examinations at the Lugogo centre from 13th Oct to 04th Nov 2014	2499809	1,099,000
	<b>TOTAL</b>			<b>1,099,000</b>

Date	Description	Amount
02/02/2016	<b>PATRICK MUSOKE</b> - Out of pocket and transit allowance for travel to UK to attend the Cities Research Conference from 26th-31st January 2016 (\$1380@3495.13)	4,823,279
29/02/2016	<b>PATRICK MUSOKE</b> - Subsistence allowance and out of pocket for travel to Tanzania for a conference on importance of strengthening municipal financing from 29/02-02/03/16 (\$546@3376.52)	1,843,580
07/06/2016	Per diem for Deborah <b>Nabongo Watasa</b> while in Mombasa Kenya for the Premier East Africa HR Leadership Conference 2016	4,849,387
07/06/2016	Per diem to <b>Okello Oplo George</b> while in Kenya for Africa HR Captains	4,881,096
13/06/2016	<b>EDISON MASERKA</b> - Subsistence allowance, visa fee and transit allowance for travel to USA for the Climate Action 2016 Summit (\$1810@3337.04)	6,040,042
16/06/2016	<b>BALIMWEZO RONALD</b> - Subsistence allowance and transit allowance for travel to German to attend the 8th international congress of the network cities for mobility from 18th-22nd June 2016(\$1810@3365.25)	6,091,103
22/06/2016	<b>Sarah Zalwango</b> - Payment of subsistence allowance - travel to Kenya for launch of E-Nandi & signing of MOU	2,452,486
22/06/2016	<b>Samuel Sserunkuuma</b> - Payment of subsistence allowance - travel to Kenya for launch of E-Nandi & signing of MOU	3,065,607
22/06/2016	<b>NUWE SAISON</b> - Contingency allowance for ED's travel to Nandi county in Kenya on 23rd-24th June 2016(\$2000@3378.83)	6,757,660
27/06/2016	<b>BARUNGI FRANK</b> - Subsistence allowance for travel to Kenya for a meeting to consider consultants reports for the Lake victoria basin Intergrated Water Resources management program with Priority Investments (\$1440@3436.25)	4,948,200
26/04/2016	<b>SSENYONGA ROBERT</b> - Accountable advance to pay for a scan for an injured KCCA netball club player, Komugisha Ritah	220,000
02/06/2016	<b>BRENDAH ORISHABA</b> - Accountable advance for transfer and clearance fees for 4 new players in KCCA basketball clubs (men & women)	1,177,114
07/06/2016	<b>Nuwe Abine Daniel</b> -Cash advance for allowances for Central Division LC1 Chair persons working with data collectors.	14,700,000
14/06/2016	<b>SSENYONGA ROBERT</b> - Accountable advance for transport refund and a first aid kit for the basketball team during the league games in May and June	2,080,000
14/06/2016	<b>Ssenyonga Robert</b> -Accountable advance to facilitate KCCA Primary schools athletics 2016	1,946,000
14/06/2016	<b>Ssenyonga Robert</b> -cash advance for facilitation of Primary Sch Athletics	2,520,000
15/06/2016	<b>RUBEN KAMOGA</b> - Imprest for the Lord Mayor's office	2,500,000
21/06/2016	<b>BRENDAH ORISHABA</b> - Accountable advance to facilitate matches for KCCA basketball clubs during the months of June and July 2016	1,335,000
24/06/2016	<b>BRENDA NAHAMYA</b> - Accountable advance of practicing certificate fees and library fees IFO Musimenta Hillary	70,000
24/06/2016	<b>BRENDA NAHAMYA EJIKU</b> - Imprest for the Deputy Lord mayor's office	1,500,000
<b>SUB TOTAL</b>		<b>73,800,554</b>

# Kampala Capital City Authority

Annual Financial statements for the year ended 30 June 2016

adv as at:	STAFF NAME	Item	FILE NO.	AMOUNT
30-Jun-16	KAVULU FRANCIS	Salary Advance		100,000
30-Jun-16	MPUNGU HANNIPHER	Salary Advance		3,333,333
30-Jun-16	KYEGOMBE ABASI	Salary Advance		1,666,667
30-Jun-16	KYESWA ANNET	Salary Advance		2,000,000
30-Jun-16	LUWEDDE NOELINE	Salary Advance		300,000
30-Jun-16	KAWEESA JOYCE KIKULWE	Salary Advance	TF1397	3,333,333
30-Jun-16	SSENDAGI KIKONYOGO HENRY	Salary Advance	TF0596	666,667
30-Jun-16	NALUJA JOANITAH	Salary Advance	TF1411	233,333
30-Jun-16	NSIMBE MEDDY MUSTAFA	Salary Advance	TF1989	333,333
30-Jun-16	ODORI JOHN	Salary Advance	TF1524	1,000,000
30-Jun-16	OLET ABDUL	Salary Advance	TF1555	1,333,333
30-Jun-16	KYOMUKAMA ROSE MARY	Salary Advance	TF0445	166,667
30-Jun-16	KANJAKO FRED	Salary Advance	TF0526	333,333
30-Jun-16	BINDISHANGA ASHILU	Salary Advance	TF1060	1,666,667
30-Jun-16	NYENDWOHA JAMES	Salary Advance	TF1063	600,000
30-Jun-16	MWEKAMBI FORTUNATE	Salary Advance	PF0383	1,333,333
30-Jun-16	TUSHABE MOSES	Salary Advance	TF1478	333,333
30-Jun-16	KABANDA EDRINE	Salary Advance	TF0587	500,000
30-Jun-16	RUBANGA KENE RONNIE	Salary Advance	PF0288	2,000,000
30-Jun-16	KESANDE MAUREEN	Salary Advance	TF0433	600,000
30-Jun-16	BATABUUZA JAMES	Salary Advance	TF1905	500,000
30-Jun-16	NDAGIRE FATUMA	Salary Advance	TF0789	462,963
30-Jun-16	BARUGAHARE BOB	Salary Advance	PF0348	1,324,017
30-Jun-16	BABIRYE IMMACULATE	Salary Advance	TF0413	666,667
30-Jun-16	NGATI SAMUEL TIMBITI	Salary Advance	TF1475	666,667
30-Jun-16	KWIKIRIZA SARAH	Salary Advance	TF1783	600,000
30-Jun-16	ATWOKO JIMMY AMBROSE	Salary Advance	PF0108	3,333,333
30-Jun-16	ZANSANGA HASSAN	Salary Advance	TF1797	500,000
30-Jun-16	BIRUNGI MARY	Salary Advance	TF1837	666,667
30-Jun-16	NUWAGABA ARTHUR	Salary Advance	TF1806	1,000,000
30-Jun-16	BBOSA MOSES	Salary Advance	TF1083	1,200,000
30-Jun-16	ODONGO HENRY ABUNYANG EMOIT	Salary Advance	PF0357	1,333,333
30-Jun-16	UKELLO GEORGE OPIO	Salary Advance	PF1406	800,000
30-Jun-16	SSEJENGO RONALD DERRICK	Salary Advance	TF1853	666,667
30-Jun-16	BOOGERE KASAATO GEOFFREY	Salary Advance	TF1575	400,000
Sub total				37,052,647
<b>GROSS TOTAL</b>				<b>110,853,201</b>

# Kampala Capital City Authority

Annual Financial statements for the year ended 30 June 2016

## 24. Depreciation

	2016	2,015
	Shs	Shs
Land	0	-
Buildings	2,004,107,173	1,948,400,956
Motor vehicles & Machinery	6,395,094,422	4,861,212,092
Furniture & Fittings	274,579,684	268,231,104
Office Equipment	339,637,717	302,613,591
Computer equipment	704,957,412	645,590,791
Infrastructure	401,533,442	257,217,854
<b>Total</b>	<b>10,119,909,850</b>	<b>8,283,266,388</b>

## 25. Amortization,

This refers to amortization on the ICT software for 2013/14

	2016	2015
Amortization	1,963,744,818	1,964,186,591
<b>Total</b>	<b>1,963,744,818</b>	<b>1,964,186,591</b>

## 26. OTHER EXPENSES

Other expenses	2016	2015
	Shs	Shs
Social benefits	-	-
Donations	85,964,202	122,186,882
Compensation to 3 <sup>rd</sup> Parties	1,533,407,478	3,209,524,475
Engineering & Design Studies & Plans	3,500,759,289	10,000,000,000
Monitoring, Supervision & Appraisal of	2,226,043,746	2,999,999,959
Fines and Penalties	39,253,427	74,292,995
Loss on disposal of non-current assets	1,679,229,869	-
<b>Total</b>	<b>9,064,658,011</b>	<b>16,406,004,311</b>

## 27. Provisions

	2016	2015
	Shs	Shs
Provision for legal costs	15,332,351,148	26,075,013,49
Specific provision (revenue) –decrease	-	(15,514,874,964)
General 10% provision (revenue)-increase	(1,320,766,772)	1,530,618,562
<b>SUB Total-provisions</b>	<b>14,011,584,376</b>	<b>12,090,757,088</b>

# Kampala Capital City Authority

Annual Financial statements for the year ended 30 June 2016

## 28. Accrued expense

	2016 Shs	2015 Shs
Suppliers	-	2,284,285,181
Uganda Revenue Authority (VAT & PAYE)	9,227,431,839	1,566,055,521
NSSF	1,470,398,113	1,775,045,853
<b>SUB Total-provisions</b>	<b>10,697,829,952</b>	<b>5,625,386,555</b>

## 29. Project expenses

	2016 Shs	2015 Shs
Water Aid	81,088,252	68,316,809
Melinda and Gates Foundation	67,842,081	377,395,282
Gavi Funds Revitalize Immunisation activities	95,378,000	838,000
Global Fund Regional performance monitoring	367,877,446	126,299,233
Norway Support for Capacity Building	2,732,696	-
Gavi Funds Affordable medicines facility Malaria	-	80,903,688
Gavi Child health days	-	59,806,000
Youth Livelihood project- Gender	263,857,120	1,117,467,127
Uganda Road Fund	28,758,121,53	13,856,858,500
Global fund	-	-
City festival 2014- Multi donors	587,664,429	840,204,173
DICCOS	12,845,720	5,448,110
African field epidemiology Network	-	12,707,500
UNEP MoH House to House Immunization	-	161,922,898
UNICEF - Social Mobilization for ICHDs	-	11,601,000
Unicef Reach Every Child/Reach Every District	-	100,420,000
Unicef Reach Every Informal Settlement	9,824,302	81,057,000
UBOS Census	-	4,119,210,500
Scusa Grey Project UNESCO	4,513,500	-
Infectious Disease Institute (IDI)	-	21,595,000
Straight Talk Foundation	5,694,200	124,068,800
UNICEF Typhoid Outbreak Response	45,586,900	14,576,346
Uganda Women Entrepreneurship Programme	7,107,850	-
Norway Support for Capacity Building	-	12,102,672
UNICEF Chorela response	24,995,900	-
Uganda Aids Commission	16,291,580	3,708,420
LVEMP II grant	193,953,950	191,244,317
UNHABITAT	-	30,488,419
KIIDP 11	36,883,930,223	3,049,589,347
Scaling up comprehensive HIV/AIDS Services	86,469,314	-
NIC Beneficiaries	7,123,908	-
PLE 2015	51,883,000	-

# Kampala Capital City Authority

*Annual Financial statements for the year ended 30 June 2016*

Funds from Agency de France to faciliate innocent silva study fund	10,543,376	
East and Central African Development	35,237,636	
Northern corridor Intergration projects summit	5,800,000	
Education Forum & Expo	31,386,230	
UNICEF Stand Pipes		12,345,570
GAVI ipv	32,355,161	
Save the Children	1,910,171	
Education Master Plan	5,000,000	
<b>Total</b>	<b>67,697,014,480</b>	<b>24,480,176,713</b>

## 30. Transfers to UCF

	2016 Shs	2015 Shs
Transfers to treasury	83,594,459,713	241,417,85
<b>Total</b>	<b>83,594,459,713</b>	<b>241,417,851</b>

This is Tax and Non tax revenue collected by the entity during the year transferred to the Uganda Consolidated fund (UCF) as per the requirements of the Public Finance Management Act, 2015. It also includes funds unutilised from opened Letters of credit transferred back to the UCF.

# Kampala Capital City Authority

Annual Financial statements for the year ended 30 June 2016

## Schedule C1 -CASH AT HAND AS AT 30 JUNE 2016

Office/ imprest Centre	Amount
Directorate of public health	1,350
Central Division (Town Clerk)	200
Central Division (Town Clerk) Emergency	3,700
Central Division (deputy mayor)	176,500
Directorate of Education and social services	21,700
Nakawa Division(deputy mayor)	46,000
Nakawa Division (Mayor)	2,800
Nakawa Division (Town Clerk)	121,700
Directorate of Gender, community services	30,350
Directorate of Internal Audit	150
CAMV Office	108,500
KCCA Library	24,000
Kawala Health Centre	149,900
Komamboga Health Centre	5,800
Lubaga Division (Town Clerk)	5,250
Kawempe Division (Mayor)	500
Makindye Division Town Clerk Emergency	522,000
Makindye Division (deputy mayor)	150,000
Procurement and Disposal Unit	137,100
Project Management Unit	13,050
Directorate of Administration and Human Resources	70,000
Administration	8,800
Kampala District Land Board	173,800
Minister	350,000
Directorate of Physical Planning	20,500
Deputy Executive Director	1,153,500
Directorate of Legal Services (PA)	6,910
Directorate of Engineering (PA) Emergency	15,000
Directorate of Engineering (PA)	42,500
Directorate of Revenue collections	8,200
KIDIIP	152,550
Engineering Yard (Electrical)	1,300,000
Cash Office	90,227,810
<b>Sub Total</b>	<b>95,050,120</b>
Cash Office USD 7,513@3,409.86	25,618,278.18
<b>Total cash</b>	<b>120,668,398</b>



# Kampala Capital City Authority

Annual Financial statements for the year ended 30 June 2016

## KAMPALA CAPITAL CITY AUTHORITY

### SCHEDULE C2. Outstanding BOU Letters of Credit as at 30th June 2016

NO.	BENEFICIARY	AMOUNT	LC Ref
1	LINA CONSTRUCTION LIMITED	25,587,980	991LCLC151800009
2	STIRLING CIVIL ENGINEERING	575,511,939	991LCLC151750001
3	KIRU GENERAL SERVICES LIMITED	308,032,105	991LCLC151800011
4	KSD BUILDERS AND ESTATE DEVELOPERS	7,315,228	991LCLC151800015
5	GEBRAH ENTERPRISES LIMITED	50,376,886	991LCLC151750007
6	DYNASTY CONTRACTORS UGANDA LIMITED	309,370,129	991LCLC151800010
7	RIDGE CONSULTING	32,240,000	991LCLC151800008
8	TIM TEK CONSTRUCTION SERVICES LIMITED	33,404,368	991LCLC151750006
9	EMPIRE CONTRACTORS LTD	2,834,008	991LCLC151810019
	<b>Total</b>	<b>1,344,672,64</b>	

# Kampala Capital City Authority

Annual Financial statements for the year ended 30 June 2016

R1-RECEIVABLES schedule										
Details	Opening Balance-30/6/15	Opening balance adjustment	Restating specific provision	Additions	Other Adjustments for the year	100%/specific provision	Collections during the year	Closing Balance as at 6/30/2016		
PROPERTY RATES	66,396,029,910	(2,499,084,145)		19,568,414,119	9,388,229,419	853,385,789	19,741,907,642	54,335,222,822		
GROUND RENT	13,993,742,152	4,107,124,159		6,000,748,834	5,139,226,710	-	4,333,579,751	14,628,808,684		
NAKAWA MARKET (Old Vendors Association)	-	0	103,755,000	-		103,755,000				
NAKAWA MARKET (Nakawa Market Vendors Ass)	-		449,881,300	-		449,881,300				
BUGOLOBI MARKET (Med Tech)	-		43,616,000	-		43,616,000				
BUGOLOBI MARKET-HAKS	-		51,000,000	-		51,000,000				
BUGOLOBI TRADERS (Kiswa Vendors & Traders)	-		58,601,900	-		58,601,900				
KINAWATAKA MARKET (Kiswa Vendors & Traders)	-		2,282,000	-		2,282,000				
BBINA I MARKET (Jomati Agenciji:s)	-		12,878,000	-		12,878,000				
			1,256,370			1,256,370				

# Kampala Capital City Authority

Annual Financial statements for the year ended 30 June 2016

BBINA II MARKET (Jomati Agencies)					2,240,000	-		2,240,000			
BANDA MARKET (SERUN LIMITED)					1,715,000	-		1,715,000			
LUZIRA MARKET (JOMATI AGENCIES U LTD)					12,998,310	-		12,998,310			
Markets-					844,901,800	-		844,901,800			
Parking Fees ( Mubejeje)					43,765,356	-		43,765,356			
Foster light(Advertising)				A	175,465,493	-		175,465,493			
Markets ( Kara, Owino, Kalitunsi, P/yarc					3,700,553,804	-		3,700,553,804			
Street (Multiplex)						366,265,447	1,683,600,000	135,181,494		1,699,043,106	215,640,847
Container Village				-	8,481,590	-		8,481,590			
Public Conveniences				-	123,069,292	-		123,069,292			
Lorries and Tipppers				-	15,000,000	-		15,000,000			
Photocopier-Pyerina Ngwiharach				-	700,000	-		700,000			
Photocopier-Rose Kanimbani				-	1,050,000	-		1,050,000			
Multiplex				-	9,794,400	-		9,794,400			
UTODA				-		-					
Green Boa				-	49,000,000	-		49,000,000			
Bon Appetit				-		-					

# Kampala Capital City Authority

Annual Financial statements for the year ended 30 June 2016

Kayimba Mrs	-	-	-	-	-	-	-	-	-
Cenco Africa	-	-	1,400,000	-	-	-	1,400,000	-	-
Sub-Leasing	-	-	79,023,676	-	-	-	79,023,676	-	-
Land Premium-Nakasero Market Sitting Vendors	-	-	-	-	-	-	-	845,000,000	-
Sale of Houses	-	-	4,696,855	-	-	-	4,696,855	-	-
Abortion	-	-	14,432,000	-	-	-	14,432,000	-	-
Advertisement	861,902,623	-	5,375,000	-	-	-	5,375,000	-	-
Markets	44,740,900	-	571,716,600	113,194,775	-	-	512,013,717	808,410,731	-
Local Service Tax	625,751,727	-	2,160,410,050	358,041,352	-	-	1,805,976,498	41,133,100	-
Local hotel Tax	505,174,590	-	11,540,105,766	232,896,960	-	-	11,505,240,766	427,719,767	-
TAXIS	2,770,601,920	1,260,114,000	2,382,735,582	312,646,691	-	-	2,352,383,577	222,879,904	-
	-	-	24,414,891,000	9,279,993,500	-	-	17,488,887,731	1,676,725,689	-
<b>Net Receivables</b>	<b>85,564,209,269</b>	<b>2,868,154,014</b>	<b>6,670,318,935</b>	<b>24,959,410,902</b>	<b>68,322,621,951</b>	<b>6,670,318,935</b>	<b>59,439,032,788</b>	<b>72,356,541,544</b>	<b>-</b>

# Kampala Capital City Authority

Annual Financial statements for the year ended 30 June 2016

R2- ACCOUNTABLE ADVANCE AND SALARY ADVANCES				
Date	Staff Name	Description	EFT	Amount (UGX)
16-Oct-14	Mathew Ocitti	Cash advance for facilitation of running examinations at the Lugogo centre from 13th Oct to 04th Nov 2014	2499809	1,099,000
	<b>TOTAL</b>			<b>1,099,000</b>

Date	Description	Amount
02/02/2016	<b>PATRICK MUSOKE</b> - Out of pocket and transit allowance for travel to UK to attend the Cities Research Conference from 26th-31st January 2016 (\$1380@3495.13)	4,823,279
29/02/2016	<b>PATRICK MUSOKE</b> - Subsistence allowance and out of pocket for travel to Tanzania for a conference on importance of strengthening municipal financing from 29/02-02/03/16 (\$546@3376.52)	1,843,580
07/06/2016	Per diem for Deborah <b>Nabongo Watasa</b> while in Mombasa Kenya for the Premier East Africa HR Leadership Conference 2016	4,849,387
07/06/2016	Per diem to <b>Okello Opio George</b> while in Kenya for Africa HR Captains	4,881,096
13/06/2016	<b>EDISON MASEREKA</b> - Subsistence allowance, visa fee and transit allowance for travel to USA for the Climate Action 2016 Summit (\$1810@3337.04)	6,040,042
16/06/2016	<b>BALIMWEZO RONALD</b> - Subsistence allowance and transit allowance for travel to German to attend the 8th international congress of the network cities for mobility from 18th-22nd June 2016(\$1810@3365.25)	6,091,103
22/06/2016	<b>Sarah Zalwango</b> - Payment of subsistence allowance - travel to Kenya for launch of E-Nandi & signing of MOU	2,452,486
22/06/2016	<b>Samuel Sserunkuuma</b> - Payment of subsistence allowance - travel to Kenya for launch of E-Nandi & signing of MOU	3,065,607
22/06/2016	<b>NUWE SAISON</b> - Contingency allowance for ED's travel to Nandi county in Kenya on 23rd-24th June 2016(\$2000@3378.83)	6,757,660
27/06/2016	<b>BARUNGI FRANK</b> - Subsistence allowance for travel to Kenya for a meeting to consider consultants reports for the Lake victoria basin Intergrated Water Resources management program with Priority Investments (\$1440@3436.25)	4,948,200
26/04/2016	<b>SSENYONGA ROBERT</b> - Accountable advance to pay for a scan for an injured KCCA netball club player, Komugisha Ritah	220,000
02/06/2016	<b>BRENDAH ORISHABA</b> - Accountable advance for transfer and clearance fees for 4 new players in KCCA basketball clubs (men & women)	1,177,114
07/06/2016	<b>Nuwe Ablne Daniel</b> -Cash advance for allowances for Central Division LC1 Chair persons working with data collectors.	14,700,000
14/06/2016	<b>SSENYONGA ROBERT</b> - Accountable advance for transport refund and a first aid kit for the basketball team during the league games in May and June	2,080,000
14/06/2016	<b>Ssenyonga Robert</b> -Accountable advance to facilitate KCCA Primary schools athletics 2016	1,946,000
14/06/2016	<b>Ssenyonga Robert</b> -cash advance for facilitation of Primary Sch Athletics	2,520,000
15/06/2016	<b>RUBEN KAMOGA</b> - Imprest for the Lord Mayor's office	2,500,000
21/06/2016	<b>BRENDAH ORISHABA</b> - Accountable advance to facilitate matches for KCCA basketball clubs during the months of June and July 2016	1,335,000
24/06/2016	<b>BRENDA NAHAMYA</b> - Accountable advance of practicing certificate fees and library fees IFO Musimenta Hillary	70,000
24/06/2016	<b>BRENDA NAHAMYA EJIKU</b> - Imprest for the Deputy Lord mayor's office	1,500,000
<b>SUB TOTAL</b>		<b>73,800,554</b>

# Kampala Capital City Authority

Annual Financial statements for the year ended 30 June 2016

adv as at:	STAFF NAME	Item	FILE NO.	AMOUNT
30-Jun-16	KAVULU FRANCIS	Salary Advance		100,000
30-Jun-16	MPUNGU HANNIPHER	Salary Advance		3,333,333
30-Jun-16	KYEGOMBE ABASI	Salary Advance		1,666,667
30-Jun-16	KYESWA ANNET	Salary Advance		2,000,000
30-Jun-16	LUWEDDE NOELINE	Salary Advance		300,000
30-Jun-16	KAWEESA JOYCE KIKULWE	Salary Advance	TF1397	3,333,333
30-Jun-16	SSENDAGI KIKONYOGO HENRY	Salary Advance	TF0596	666,667
30-Jun-16	NALUJJA JOANITAH	Salary Advance	TF1411	233,333
30-Jun-16	NSIMBE MEDDY MUSTAFA	Salary Advance	TF1989	333,333
30-Jun-16	ODORI JOHN	Salary Advance	TF1524	1,000,000
30-Jun-16	OLET ABDUL	Salary Advance	TF1555	1,333,333
30-Jun-16	KYOMUKAMA ROSE MARY	Salary Advance	TF0445	166,667
30-Jun-16	KANJAKO FRED	Salary Advance	TF0526	333,333
30-Jun-16	BINDISHANGA ASHILU	Salary Advance	TF1060	1,666,667
30-Jun-16	NYENDWOHA JAMES	Salary Advance	TF1063	600,000
30-Jun-16	MWEKAMBI FORTUNATE	Salary Advance	PF0383	1,333,333
30-Jun-16	TUSHABE MOSES	Salary Advance	TF1478	333,333
30-Jun-16	KABANDA EDRINE	Salary Advance	TF0587	500,000
30-Jun-16	RUBANGA KENE RONNIE	Salary Advance	PF0288	2,000,000
30-Jun-16	KESANDE MAUREEN	Salary Advance	TF0433	600,000
30-Jun-16	BATABUUZA JAMES	Salary Advance	TF1905	500,000
30-Jun-16	NDAGIRE FATUMA	Salary Advance	TF0789	462,963
30-Jun-16	BARUGAHARE BOB	Salary Advance	PF0348	1,324,017
30-Jun-16	BABIRYE IMMACULATE	Salary Advance	TF0413	666,667
30-Jun-16	NGATI SAMUEL TIMBITI	Salary Advance	TF1475	666,667
30-Jun-16	KWIKIRIZA SARAH	Salary Advance	TF1783	600,000
30-Jun-16	ATWOKO JIMMY AMBROSE	Salary Advance	PF0108	3,333,333
30-Jun-16	ZANSANGA HASSAN	Salary Advance	TF1797	500,000
30-Jun-16	BIRUNGI MARY	Salary Advance	TF1837	666,667
30-Jun-16	NUWAGABA ARTHUR	Salary Advance	TF1806	1,000,000
30-Jun-16	BBOSA MOSES	Salary Advance	TF1083	1,200,000
30-Jun-16	ODONGO HENRY ABUNYANG EMOIT	Salary Advance	PF0357	1,333,333
30-Jun-16	UKELLO GEORGE OPIO	Salary Advance	PF1406	800,000
30-Jun-16	SSEJENGO RONALD DERRICK	Salary Advance	TF1853	666,667
30-Jun-16	BOOGERE KASAATO GEOFFREY	Salary Advance	TF1575	400,000
Sub total				37,052,647
<b>GROSS TOTAL</b>				<b>110,853,201</b>

# Kampala Capital City Authority

Annual Financial statements for the year ended 30 June 2016

## NC1. LAND PENDING VALUATION

S/N	Property Details
1	A Plot of land acquired and annexed to KCCA P/S Kamwokya
2	Subway Restaurant Said Barre Road
3	LRV 2832 Folio 5 Plot 2 Kenneth close
4	FRV 633 F5 Plot 108E-108F Kiira Road
5	LRV 489 Folio 3 Plot 52 Old Port Bell Road
6	LRV 3744 Folio 22 Plot 1 A Kitante Road
7	FRV 402 Folio 21 Plots 10A-16A Naguru Link
8	LRV Folio Block 10 Plot 1321 Nakulabye Bakuli Bukesa
9	Block 12 Plot 993 and 994- Kyaggwe Road Primary School
10	LRV 2650 Folio 9 Plot 147 Block 251 Gaba Kyadondo
11	LRV 3179 Folio 18 Plot 1-3 and 5-7 Lower Nabufifi Road Kansanga
12	Block 246 Plot 135 Bukasa Primary School
13	Block 213 Plot 1531 Bukoto Health Centre
14	Plot 350, plot 72, 79 82, 83, 34, 152, 177, 179 Mengo Busifo Nakilama Kasenge

# Kampala Capital City Authority

Annual Financial statements for the year ended 30 June 2016

TC2 SEVERANCE PACKAGE					
No.	Comp No	Name	Balance B/F JUNE 2015	Payments 2015/16	Balance B/F JUNE 2016
4	L51609050461	Muyonjo Elizabeth	4,341,106	-	4,341,106
36	L51609050164	Lugayizi Eric	5,890,820	-	5,890,820
37	L51609050140	Higobero Stephen	15,723,182	-	15,723,182
39	L51609004385	Kibombo Fred D.	6,950,164	-	6,950,164
40	L51609050473	Kigonya David	4,973,356	-	4,973,356
41	L51609049918	Turyamureba Collina	7,137,736	-	7,137,736
42	L51609036290	Seera Jane Rose	6,870,074	-	6,870,074
43	L51609050495	Besigye Abner Baryajja	11,601,996	-	11,601,996
44	L51609049885	Nakiboneka Gorreti	8,318,320	-	8,318,320
45	L51609050285	Kanyunyuzi Pennina	6,820,498	-	6,820,498
46	L51609045886	Kaswa Thompson	5,694,328	-	5,694,328
47	L51609054275	Bukenya Patrick	5,333,254	-	5,333,254
48	L51609049887	Namutesa Susan	8,002,720	-	8,002,720
49	L51609108147	Kulabako Janet	7,616,500	-	7,616,500
50	L51609049882	Kwizera Sanin tusiime	4,600,916	4,600,916	4,600,916
51	L51609049995	Sempirima Deogratious	5,306,662	-	5,306,662
52	L51609035697	Amoding Veronic	6,144,484	-	6,144,484
53	L51609049985	Tabuzibwa Michael	11,981,880	-	11,981,880
55	L51609050215	Ssemwanga Samuel	10,236,570	-	10,236,570
56	466198K	Kakungulu Aggrey Robert	7,722,160	-	7,722,160
57	L51609049883	Mwesigwa David	12,485,840	-	12,485,840
58	L51609050072	Kasigaire Johnson	7,316,600	-	7,316,600
59	L51609050395	Ssali Abdu	3,702,272	-	3,702,272
60	L51609050031	Makanga Moses	3,823,788	-	3,823,788
62	L51609050008	Kagunywa Joseph	3,974,348	-	3,974,348
66	L51609050407	Lukwago Fabian	3,482,312	-	3,482,312
67	L51609049960	Dudu Francis	5,705,394	-	5,705,394
68	L51609050027	Lubwama Edward	3,952,388	-	3,952,388
69	L51609049963	Mugerwa Henry	6,822,080	-	6,822,080
70	L51609049958	Iga Michael	4,996,274	-	4,996,274
71	L51609049948	Nanyunja Mukasa Esther	4,551,724	-	4,551,724
72	L51609049961	Lubambula Juliet	5,339,894	-	5,339,894
73	L51609050061	Adungo Jennifer	5,582,194	-	5,582,194
74	L51609050083	Kimera Henry	5,170,816	-	5,170,816
75	L51609050060	Ategeka James	5,836,436	-	5,836,436



# Kampala Capital City Authority

Annual Financial statements for the year ended 30 June 2016

76	L51609049959	Okello Richard Wakisa	5,721,454	-	5,721,454
77	466346K	Kisakye Florence	3,295,800	-	3,295,800
78	L51609050071	Kirunda Patrick	6,926,818	-	6,926,818
79	L51609108148	Ajello Okello Grace	7,122,000	-	7,122,000
81	L51609050080	Nakijoba Scovia	4,991,296	-	4,991,296
82	L51609050506	Nabushuwu Jennifer	4,337,192	-	4,337,192
84	L51609050373	Jenje Godfrey	2,583,056	-	2,583,056
85	L51609050480	Katamba Ivan	8,856,940	-	8,856,940
86	L51609050097	Nabagala Maria Katabu	2,851,234	-	2,851,234
87	466503N	Nabirye Teddy Mulindwa	5,981,860	-	5,981,860
89	L51609050464	Nakazibwe Hadija	4,032,906	-	4,032,906
90	L51609050546	Atuheire Emily	5,870,538	-	5,870,538
91	L51609050632	Odude Wycliff	5,261,338	-	5,261,338
92	L51609050638	Namaseruka Lucy	4,024,594	-	4,024,594
93	L51609050641	Katusabe Jonathan	4,730,174	-	4,730,174
94	L51609034964	Mukasa Badru Kayongo	5,420,560	-	5,420,560
95	L51609050655	Kirabira Collins Richard	4,696,672	-	4,696,672
96	L51609050665	Namata Louisa	7,239,258	-	7,239,258
97	L51609050674	Okello Dison	2,023,436	-	2,023,436
98	L51609050754	Serubiri Ismail	3,300,562	-	3,300,562
99	L51609108656	Namazzi Gloria Veronica	5,774,710	-	5,774,710
100	L51609110827	Oluka Godfrey	5,854,930	-	5,854,930
101	L51610903118	Mugisha Bosco	2,250,052	-	2,250,052
102	L50909077341	Kusiima Sarah	7,446,736	7,179,352	267,384
103	L506090105	Nakimuli Lubwama Justine	4,409,128	-	4,409,128
<b>Totals</b>			<b>359,012,330</b>	<b>11,780,268</b>	<b>347,232,062</b>

# Kampala Capital City Authority

Annual Financial statements for the year ended 30 June 2016

## Kampala Capital City Authority

### TC2 CREDITORS 2014/2015

NO.	CREDITOR	DESCRIPTION	BALANCE
1	Emerald Hotel	hotel services 2011/2012	1,456,001
2	SAFINET	PURCHASE OF USAFI MARKET & PARK	20,973,899,645
3	M/Bay Hospital PHC Conditional Grant	PHC Funds 4th quarter	7,808,151
4	Tel Tec	Supply of high pressure vapour lamps, chokes, Provision of certificates, Photos and Files for Primary school Athletics	59,861,400
5	City sports house	Supply of refreshments and food to an information clinic in Lubaga division	636,020
6	Tendo catering family	Requisition for for conducting HIV partners meeting in lubaga division -INV 69	1,241,360
7	Millenium Dynasty Hotel	Provision of return Air ticket to Ms Kiryowa Margaret travelling to and From California(USD 1764)	1,110,000
8	UTB 2004 ltd	Provision of return Air ticket to Ms Juliet Bukirwa travelling to and From Kigali Rwanda(USD 297.20)	5,855,333
9	UTB 2004 ltd	Payment for high definition decoder, flight and handling fees. INV 1504991	986,511
10	Ballore	Supply of potting bags for KCCA plant nursery inv 149	2,884,512
11	Leopards( U ) Ltd	Supply of Burglar grills for the server room Inv 182	2,507,500
12	Josemark construction and General	Supply of plumbing materials for Kiswa Health Centre inv 207	1,840,800
13	Cape Verde Commercial	Supply of branded Truck suits inv 2354	847,712
14	City Sports House	Supply of voice recorders inv 1718	13,027,200
15	Admark Communication	Service & re-fill of fire extinguishers under Directorate of Adm & HR INV 197	2,171,200
16	FireWorld Ltd	Provision of break tea for solid waste planning meeting inv 014	2,309,260
17	Luna Group of Companies Ltd	Supply of curtain accessories for the maternity ward at Kitebi H/C	472,000
18	Modern Image Interior Designers	Provision of break tea & lunch to YLP team in records management at Kawempe inv 257	1,882,500
19	Penina Restaurant	Advert on bid for cleaning services for KCCA INV AD0003	1,687,400
20	Vision Group	ICT Software	2,100,000
21	Tucksee	ICT software FX loss	2,604,861,081
	Tucksee		213,230,593
	<b>Total</b>		<b>23,902,676,180</b>

### TC3 CREDITORS 2015/2016

NO.	SUPPLIER	DETAILS	
1	Buganda Land Board	Ground Rent Arrears Block 203,273,203,36 & 273	57,231,142
2	Cyber Base Limited inv CBT/06/011/2016	Supply of scanner 300 flatbed	1,401,840

# Kampala Capital City Authority

Annual Financial statements for the year ended 30 June 2016

3	A&M Executive cleaning services	Provision of cleaning services of public toilets at Bombo road,wandegeya AMIN 10814	5,841,000
4	A&M Executive cleaning services	Provision of cleaning services of public toilets at Natete mkt1,mkt2 new park 1,2 and Watoto AMIN 10813	10,325,000
5	A&M Executive cleaning services	Provision of cleaning services for Public Toilets for May for Toilets on Bombo rd Wandegeya A & B MARKETS INV 10923	5,841,000
6	A&M Executive cleaning services	Provision of cleaning services for Public Toilets for May for Toilets at Watoto INV 10922	10,325,000
7	A&M Executive cleaning services	Provision of cleaning services for Public Toilet for the month at Natete market 1,2 New park and Watotot of may INV 10922	10,325,000
8	A&M Executive cleaning services	Provision of cleaning services for Public Toilet at Bombo road,Wandegeya A,B under lot 4 for the month of may INV 10923	5,841,000
9	Abudallah Senyonjo	Request for payment for Re-location of Power line along Tufnel Drive	5,670,355
10	Admark Communications	Supply of sony voice recorder	3,256,800
11	Admark Communications inv 1842	Supply of reams of paper	3,894,000
12	Admark communications ltd INV 1824	Supply of stationery	96,760
13	Admark communications ltd INV 1833	Supply of PVC Banners for the presidential swearing in ceremony	389,400
14	Admark communications ltd INV 1833	Supply of notebooks	527,460
15	Admark communications ltd INV 1836	Supply of tonner cartridges for the employments service Bureau	542,800
16	Admark communications ltd INV1831	Supply of certificates for the best participants at KCCA primary schools Championship	354,000
17	African Capacity Development Research Inst.	Tuition fees & training materials inv 07825	13,565,400
18	Africell uganda Ltd	Payment for air.time on fixed lines for January INV 92954	8,555,843
19	Africell uganda Ltd	Payment for mobile CUG Air time load for the month of January 92953	15,910,189
20	Africell uganda Ltd	Payment for mobile CUG Air time load for the month of March INV 45389	16,395,392
21	Africell uganda Ltd	Payment of Air time on fixed lines for the month of March INV45390	8,207,274
22	Africell uganda Ltd	Payment for Mobile CUG Air time load for the month of February INV 44471	15,407,398
23	Africell uganda Ltd	Payment for Data used for the month February 44781-42310	330,000
24	Autotune INV 25638	Mechanical repairs of UAR 170Y pathfinder	892,670
25	Autotune INV 47102	Mechanical repairs of UAR 164Y pathfinder	739,506
26	B.M Tamale EST ltd	Supply of electri kettle	200,000
27	Basco Products G49530	Supply of Painting materials to paint Lord Mayors Offices and Corridors	1,235,636
28	Basco Products G49975	Supply of paint for Mayor's Office	926,856
29	Basco Products G51051	Supply of painting materials	1,166,420
30	Basco Products G51114	Supply of Paint for Painting Pompey and Court Area	2,393,913
31	Bate Agencies inv 337	Supply of trophies 7 medals ,bull & goat	3,400,000
32	Bate Agencies inv 341	Supply of general merchadise	1,550,000
33	Bate Agencies inv 341	Supply of stationery	4,480,000
34	Bate Agencies inv 386	Supply of cleaning materials for cleaning	3,890,500

# Kampala Capital City Authority

Annual Financial statements for the year ended 30 June 2016

		Kisugu and Kiswa H/C	
35	Bate Agencies INV 388	Supply of cleaning materials for cleaning Kisugu and Kiswa H/C	3,890,500
36	Bate Agencies INV 390	Supply of cleaning materials for cleaning Bukoto & Kitebi H/C	3,890,500
37	Bate Agencies inv 392	Supply of cleaning materials for cleaning Kisenyi HC	3,890,500
38	Bate Agencies inv 394	Supply of ladder & steps	950,000
39	Bate Agencies inv 396	Supply of battery deep cycle	1,170,000
40	Bate Agencies INV 406	Supply of Daily waste books	3,451,500
41	Bate Agencies INV 414	Supply of invitation cards	142,500
42	Bate Agencies inv 420	Supply of stores issue voucher	927,500
43	Bate Agencies Ltd	Supply of tangs & strings	1,100,000
44	Bate Agencies Ltd inv 401	Supply of protective gear	934,000
45	Bemanyisa&co.Advocates	Payment in relation to ELDER & HAI GENERAL AGENCIES & OTHERS	25,364,200
46	Bhoomi Supply Ltd inv 61085	Supply of stationery	660,552
47	Bio Waste Management INV 6994	Collection and disposal of medical waste and distribution of collection bags for march	19,119,304
48	Bio Waste Management INV 7263	Collection and Disposal of Medical Waste and provision of collection of Bags	21,199,292
49	Bosco Byaruhanga	Refund of property rates relating to Property no. K2A/20 of plot 17 Akii Bua Road of John Magnay	7,822,000
50	Bugisu Industries-	IFO EMA no.9 Bugisu Vs KDLB	250,000,000
51	Bunyonyi safaris ltd	Transport hire under 17 team to masaka-TIN15060184	713,000
52	Bunyonyi Safaris INV 701356	Provision of return air ticket in favour of Kirimanyi Vicent \$ 375	1,276,961
53	Bunyonyi Safaris INV 701829	Provision of Return air ticket in Favour of Jennifer Musisi	35,501,555
54	Bunyonyi Safaris INV 701829	Provision of Return air ticket IFO Kasirye, Lumonya & Sempebwa \$ 1350 @ 3406.23	4,598,411
55	Bunyonyi Safaris INV 701929	Provision of return air ticket in favour of Robert Bolingo	4,549,387
56	Bunyonyi Safaris INV 702205	Provision of return airticket in favour of Menya aggrey	2,508,884
57	Bunyonyi Safaris ltd	Provision of Air Tickets to Kasirye Isaac, Lumonya Jacob, Ssempebwa Isaac INV 700325 \$1350	4,598,411
58	Bunyonyi Safaris ltd	Provision of Air Tickets to Madina Said, Mwesigwa Benon, Odoi James and Bwire Nambale Moses INV 700533 \$ 2570	8,754,011
59	Buziga Country Resort inv 1105016	Facilitation of Makindye Division ordinary council meeting	3,445,600
60	Cable Corporation ltd INV 11617	Supply of underground cable	9,030,328
61	Cable Corporation ltd INV 11617	Supply of underground cable	9,030,328
62	Cape Verde Commercial Agencies	Supply of equipments for HR property management	2,790,995
63	Cape Verde commercial co. ltd INV 344	Supply of plumbing materials to carry out maintenance works at engineering Yard	902,700
64	Cape Verde commercial co. ltd INV 354	Supply of ropes for rifting the tank	1,137,520
65	Castilleo Traders LTD INV 106	Compensation for the lost shells, empty shells and bottles during the End of year staff party	230,000
66	Centuary Bottling co ltd inv	Supply of water for the staff party	480,000

# Kampala Capital City Authority

Annual Financial statements for the year ended 30 June 2016

1214301422			
67	Centuary Bottling co ltd kcca/005/2015	Supply of soft drinks for the staff party	1,842,500
68	Charles Brians inv 132	Provision of decoration services for the swearing in ceremony of newly elected councilors	979,400
69	Charles Brians INV 133	Provision of Decoration services for the swearing in ceremony at city hall	979,400
70	Charles Brians INV 135	Provision of Decoration services for the swearing in ceremony at Makindye	979,400
71	Charles Brians INV 136	Provision of Decoration services for the swearing in ceremony at sheraton Hotel gardens	979,400
72	Charles Brians INV 137	Provision of Decoration services for the swearing in ceremony at Nakawa	979,400
73	Charles Brians INV 138	Provision of public address sytem during the swearing in ceremony at city hall in Makindye	472,000
74	Charles Brians INV 139	Provision of public address sytem during the swearing in ceremony at city hall	472,000
75	Charles Brians INV 140	Provision of public address sytem during the swearing in ceremony in central	472,000
76	Charles Brians INV 141	Provision of tents and chairs at the swearing in ceremony at Kawempe	1,003,000
77	Charles Brians INV 144	Provision of Round table for personal skills training	106,200
78	Charles Brians INV 146	Supply of tents, chairs and Tables & refreshments	536,900
79	City Sports House INV 1279	Supply of balls for KCCA Corporate League	4,454,500
80	City Tyres INV MAZCR45325	Supply of Tyres for Tata Trucks	18,180,000
81	Computer Revolution Africa Y016-M04-031	Installation,configuration and Implementation of Kaspersky Anti virus \$ 20,523 @ 3405.23	69,885,535
82	Concrete Classics Enterprises ltd	Supply of cement	2,720,000
83	Concrete Classics Enterprises ltd inv 140	Supply of 600mm Diameter culvert steel Moulds	4,993,760
84	Crane Crafts & Engravers ltd inv 6318	Supply of Road signs for Pope's Visit and installation	1,232,500
85	Crane Crafts & Engravers Ltd inv 6864	Provision of window Branding for 2nd floor wing B	2,374,942
86	Dennis Byaruhanga	Compensation in the case of Elder&Hai general Agencies & others	5,460,000
87	Dennis Byaruhanga	Compensation in the case of Elder&Hai general Agencies & others	6,732,000
88	Detail Cleaning services INV 16	Provision of cleaning services for kcca managed H/C for the month of march	6,615,866
89	DITA LIMITED	Supply of router voice inv252	2,006,000
90	East African Packaging Solution Ltd	Supply Archival Boxes	1,805,025
91	Enternor Enterprises ltd INV 781	Supply of wheel studs and nuts for Faw Trucks	3,422,000
92	EPLUS Computers 2429	Supply of Laptop & booktop	5,000,000
93	Events warehouse INV 46	Supply of Aluminium platforms for the swearing in ceremony for the newly elected political leaders	4,885,200
94	Events warehouse INV EW/INV/0046	Provision of Podiums for the swearing in ceremony of Political Leaders	2,374,750
95	Exrax Industrial Graphics	Supply of fuel stationery	26,131,100
96	Extraz Industrial Graphics co. ltd EIN00605	Supply of goods used on the Annual GIS day	4,248,000
97	Extraz Industrial Graphics co. ltd INV 516	Supply of goods used on the Annual GIS day	4,897,000

# Kampala Capital City Authority

Annual Financial statements for the year ended 30 June 2016

98	Fralian Events Planners inv 014	Provision of tents, Chairs and Tables during the swearing ceremony in Nakawa, Rubaga and Makindye	1,030,000
99	Fralian Events Planners INV 30	Supply of tents, chairs and Tables for the swearing ceremony at City hall	1,050,000
100	Fralian Events Planners INV 51	Supply of 100 seater tent for KCCA corporate league	170,000
101	Fralian Events Planners INV13	Provision of decoration services for councilors swearing in ceremony for Kawempe	1,000,000
102	Global VET (U)	Supply of gloves	987,500
103	Grace Lubega Motor 2000 ltd 10054	Supply of spare parts for the Mechanical repairs of Motor Cycle UAC 057N, UG 2051R and UG 288R	2,643,200
104	Hardware World	Supply of PVC Tiles for the Deputy Lord Mayors office and Councilors	708,000
105	Hebron Investments Limited	Release of tention for renovation and remodeling of KCCA premises at plot 1 Sezibwa road to create a training and employment bureau	15,457,720
106	HINO AUTOMOBILE	Supply of spares for UAR 173Y	4,590,200
107	Hino Automobile Workshop INV 823	Mechanical repairs of Ford Ranger UG 205S	1,085,600
108	Hino Automobile Workshop INV 824	Supply of Driving shaft CV joints for ford ranger	3,068,000
109	Hino Automobile Workshop INV 825	Supply of clutch system for Tata Box Body Trucks UAR 302Y	2,560,600
110	Hino Automobile Workshop INV 825	Repair of Hard Body pickup LG 0301-01	3,964,800
111	Hino Automobile Workshop INV 874	Repair & supply of spares For UAR 083Y	1,923,400
112	Hino Automobile Workshop INV 892	Repair & supply of spares for Bus	7,056,400
113	Home Design flowers inv 013	Supply of 20m of manure at Bombo Road Island	1,000,000
114	Honest Contractors	Renovatioof city hall Revenue client care office 03/16 Hon 03/16 Hon	6,732,879
115	Horizon Lines Ltd	Printing of Kampala Steward Magazines	12,089,100
116	IAA Health Care	Medical cover for staff and their dependants	1,507,500
117	ILYS Company Limited INV 120	Hire of one coaster	342,200
118	Ilys company ltd INV 180	Provision of 28 seater coaster for TPC field visits	354,000
119	Imperial Resort Beach Hotel	Three days retreat for the unit Heads of The revenue collection unit 001/16	25,750,152
120	Imperial Resort Beach Hotel	Conference package	448,400
121	Imperial Resort Beach Hotel INV 2445	Provision of hospitality venue for Public health team Building	12,832,500
122	Imperial Royale Hotel INV 21165	Provision of Hospitality venue for ED'S Meeting with Law enforcement assistants	10,922,100
123	Inter-Tech Entrepreneurs ultd INV 058/2016	Repair works of the broken sliding window at city hall canteen	927,480
124	Inter-Tech Entrepreneurs ultd INV 058/2016	Provision of Roofing, ceiling works and gutter works for Kyanja concrete yard office space	1,770,000
125	Inter-Tech Entrepreneurs ultd INV 069/2016	Supply of paint & Labour for Mayor's office	6,258,350
126	Japan Auto care INV 3956	Repair of LG 0337-01	14,750,000
127	Japan Auto care INV 4088	Supply of Brake pads for Nissan Pathfinders	3,776,000
128	J-Frigh Hotel 337	Facilitation of swearing in of Kawempe Elected Leaders	4,838,000

# Kampala Capital City Authority

Annual Financial statements for the year ended 30 June 2016

129	J-Frigh Hotel INV 337	Facilitation of swearing in of Kawempe Elected Leaders	4,838,000
130	Joint Medical Stores	Supply of Medicacal equipments	3,418,042
131	Joint Medical Stores	Supply of threads & needles	4,395,561
132	Joint Medical Stores	Supply of sodium lactate compound	4,154,769
133	Joint Medical Stores	Supply of drugs	4,971,940
134	Joint Medical Stores	SUPPLY OF NEEDLE SPINAL & Hydophilic	4,859,068
135	Jonfran Hygiene Services Ltd inv 2246	Supply pesticides/vector control	3,715,000
136	Josemark	Remodelling of office room at City hall Building into a camera control room INV 258	8,692,895
137	Just cleanit INV 1175	Provision of cleaning services for Komamboga, Kiswa, Kisugu and Bukoto for January	12,949,960
138	Just cleanit INV 1189	Provision of cleaning services for Komamboga, Kiswa, Kisugu and Bukoto for Febuary	12,949,960
139	Just cleanit INV 1191	Provision of cleaning services for nakawa, Makindye and Lubaga for Febraury	8,378,000
140	Just cleanit INV 1932	Provision of cleaning services for Komamboga, Kiswa, Kisugu and Bukoto for March	12,949,960
141	Justcleanit	Provision of cleaning service for the month of April INV 1312	15,054,000
142	Justcleanit	Provision of cleaning services for the divisions and Administrative premises for the month of April INV 1313	8,378,000
143	justcleanit	Cleaning services for 4 Health Centres	12,949,960
144	Kampala Serena Hotel INV 308526	Provision of Hospitality venue for Team Building for PDU	1,700,000
145	Kasach Engineering Projects Ltd INV 153	Supply of Additional Roofing Materials for construction of Kyanja Concrete Yard	2,015,000
146	Kebrin Limited c/o Ssendikadiwa	Refund of lease fees	10,000,000
147	Kirigwajjo Abasi	Payment of crane truck Hired to reinstate street lights in preparation for the Northern corridor summit	1,000,000
149	Kwik Construction company ltd INV 266	Installation 10 roller shutters and painting of USAFI market	25,916,576
150	Laborex Uganda Limited inv 154499	Supply of yellow fever vaccine (single dose vials)	4,987,500
151	Laborex Uganda Limited inv 156405	Supply of yellow fever vaccine (single dose vials)	4,987,500
152	Laborex Uganda Limited inv 156406	Supply of yellow fever vaccine (single dose vials)	4,987,500
153	Laborex Uganda Limited inv 156407	Supply of yellow fever vaccine (single dose vials)	4,987,500
154	Laborex Uganda Limited inv 156408	Supply of yellow fever vaccine (single dose vials)	4,987,500
155	Laborex Uganda Limited inv 156409	Supply of yellow fever vaccine (single dose vials)	4,987,500
156	Laborex Uganda Limited inv 156410	Supply of yellow fever vaccine (single dose vials)	1,662,500
157	Laborex Uganda Limited inv 156411	Supply of yellow fever vaccine (single dose vials)	4,987,500
158	Laborex Uganda Limited inv 156412	Supply of yellow fever vaccine (single dose vials)	4,987,500
159	Laborex Uganda Limited inv 156414	Supply of yellow fever vaccine (single dose vials)	4,987,500
160	Laborex Uganda Limited inv	Supply of yellow fever vaccine (single dose	4,987,500

# Kampala Capital City Authority

Annual Financial statements for the year ended 30 June 2016

	156440	vials)	
161	Laborex Uganda Limited inv 156455	Supply of yellow fever vaccine (single dose vials)	4,987,500
162	Laborex Uganda Limited inv 156456	Supply of yellow fever vaccine (single dose vials)	3,325,000
163	Laborex Uganda Limited inv 156459	Supply of yellow fever vaccine (single dose vials)	4,987,500
164	Laborex Uganda Limited inv 156460	Supply of yellow fever vaccine (single dose vials)	4,987,500
165	Laborex Uganda Limited inv 157361	Supply of yellow fever vaccine (single dose vials)	4,987,500
166	Laborex Uganda Limited inv 157362	Supply of yellow fever vaccine (single dose vials)	4,987,500
167	Laborex Uganda Limited inv 157363	Supply of yellow fever vaccine (single dose vials)	4,987,500
168	Laborex Uganda Ltd inv 146017	Supply of yellow fever vaccine	4,988,250
169	Laborex Uganda Ltd inv 152781	Supply of yellow fever vaccine	4,987,500
170	Laborex Uganda Ltd inv 152782	Supply of yellow fever vaccine	4,987,500
171	Laborex Uganda Ltd INV 1663	Supply of yellow fever vaccine (single dose vials)	4,987,500
172	Laborex Uganda Ltd INV 1690	Supply of yellow fever vaccine (single dose vials)	4,987,500
173	Laborex Uganda Ltd INV1696	Supply of yellow fever vaccine (single dose vials)	4,987,500
174	Lavanda Hotel	Provision of conference hall,PA System,lunch Buffet with A SOFT Drink during ordinary council meeting	2,950,000
175	Light Enterprises & Engineering ltd 2007	Supply of electrical materials	12,708,659
176	Light Enterprises & Engineering ltd 2016	Supply of city hall Lighting control Equipment	63,557,029
177	Light Enterprises Engineering	Supply of Electrical Materials	12,773,500
178	Light Enterprises Engineering	Supply of PVC 2.5 mm copper 2 cover earth cable	3,776,000
179	Luna Group INV 2016	Provision of lunch and drinks for Directorate of Immigration	3,717,000
180	Luna Group INV 214	Provision of soft drinks and snacks during swearing ceremony	3,540,000
181	Luna Group INV 220	Provision of lunch and Drinks	3,150,000
182	Luna Group INV 227	Provision of refreshments for the participant in the 63rd National condex committee	2,035,500
183	Luna Group INV 228	Provision of snacks and Drinks for CDD Pre-disbursement exercise	1,203,600
184	Majanja & Sons	Provision of tents	10,856,000
185	Mantrac (U) INV 18636	Supply of element,filter & utility grease	776,330
186	Masizi Suppliers Ltd INV 250	Procurement of utensils for lord Mayor and Division mayors	3,630,000
187	Max Investments	Compensation Godown Road in Namuwongo	70,123,788
188	MEC UGANDA	Window branding of wing a 2nd floor	2,208,960
189	MEC UGANDA	Supply of Medical & Death certificates	765,584
190	MEC UGANDA INV 935	Supply of Manilla Papers	1,233,100
191	Megaline Agencies ltd INV 4062	Supply of external hard drive for kampala climate change strategy	590,000
192	Melville Engineering	Contactora 4 pole 125a,2404	531,000
193	Melville Engineering	Supply of electrical materials	301,136
194	MFI Document solution inv 69050	Kyocera Tonner	1,703,920



# Kampala Capital City Authority

Annual Financial statements for the year ended 30 June 2016

195	MFI document solutions INV 68666	Repair and preventive maintenance services for Kyocera TA 300i copier at MPS	690,300
196	MFI document solutions INV 69181	Provision of printing and photocopying services for the month of April	22,248,605
197	MFI document solutions INV 69182	Provision of printing and photocopying services for the month of May	25,204,859
198	MFI document solutions INV 69259	Supply of tonner cartridges	4,596,100
199	MFI Document Solutions Limited inv 69014	Supply of Tonner	4,596,100
200	Milkwell inv 709	Supply of training pointers	752,250
201	Milkwell inv 720	Supply of horse pipe ,manure ,nylon bags	3,469,200
202	Milkwell inv 723	Supply of paint for Mayor's corridor and palour upper side	998,988
203	Monitor Publication	General Advert	4,950,000
204	MTA Computes INV 2016263	Supply of 3 laptops for Internal Audit	15,222,000
205	MTN	Payment for internet leased lines for March 2016 INV 16431	10,560,962
206	MTN	Payment for internet leased lines for April 2016 INV16430	9,456,461
207	MTN 16034& 16035	Internet March Bill	18,911,062
208	MTN 16431	Leased Lines April 2016 Bill	10,560,962
209	Mukono Bookshop	Supply of GoodNews Bible	147,600
210	Mukwasi Construction & Technical services INV 40	Remarking and Numbering of KCCA Parking at City Hall	2,177,500
211	Mukwasi Construction & Technical services INV 43	Supply of material and lobour for writing titles at city hall	488,520
212	Mulstar Technical Services	Supply of paper bags,cotton bags & weighing scale in Kyanja	3,313,000
213	Mulstar Technical Services	Supply of doors & tiles	1,879,000
214	Mulstar Technical Services	Supply of BRC a142 & A98 REINFORCEMENT FOR IN HOUSE CULVERTS	3,821,580
215	Multi Establishments INV 256	Supply of Office utensils for Treasury services	1,285,020
216	Muwumuza 2007 Enterprises inv 271	Supply of maintenance books	1,200,000
217	Nation Media	Advert for comiisioning of solar light street lights	1,906,000
218	New Vision Printing & Publishing Co.	PUBLIC NOTICE AD-671020	2,100,000
219	New Vision Printing & Publishing Co.	BID- SS OF OFFICE CONSUMABLES BY SUPERMARKETS AD-671017	2,100,000
220	New Vision Printing & Publishing Co.	BID- GIS EQUIPMENT: DATA COLLECTION EQUIPMENT AD-668505	2,100,000
221	New Vision Printing & Publishing Co.	International vaccination certificates	2,367,007
222	New Vision Printing & Publishing Co.	BID- PROCUREMENT OF FUNERAL SERVICES AD-667488	2,100,000
223	New Vision Printing & Publishing Co.	BID- SS & INSTALLATION OF ASSORTED STREET SIGNAGE AD-667486	2,100,000
224	New Vision Printing & Publishing Co.	BID- SS OF LUBRICANTS FOR KCCA VEHICLES & EQUIPMEN AD-662429	1,410,000
225	New Vision Printing & Publishing Co.	THE EAST & CENTRAL AFRICAN CITIES DEVT FORUM, KLA AD-662340	9,950,000
226	New Vision Printing & Publishing Co.	EAST & CENTRAL AFRICAN CITIES DEVT FORUM AD-661445	5,400,000
227	New Vision Printing & Publishing Co.	EOI - CONSULTANCY SERVICES FOR DESIGN REVIEW & CONSTRUCTION SUPERVISION OF DRAINAGE AD-660373	4,300,000

# Kampala Capital City Authority

Annual Financial statements for the year ended 30 June 2016

228	New Vision Printing & Publishing Co.	KCCA 5 YEARS ANNIVERSARY SUPP DATE 25/04/2016 AD-655662	9,950,000
229	New Vision Printing & Publishing Co.	PROCUREMENT OF GIS SUPPORT STAFF DATE 8/4/2016 ad-651907	2,100,000
230	New Vision Printing & Publishing Co.	CHANGE OF DEADLINE FOR EXPRESSION OF INTEREST SUBM AD-648992	2,100,000
231	New Vision Printing & Publishing Co.	EOI - CONSULTANCY SVCS FOR DESIGN OF A TRAFFIC CONTROL CENTRE BUILDING AD- 648268	2,100,000
232	New Vision Printing & Publishing Co.	BID- PROCUREMENT OF A BRAND NEW STATION WAGON AD-647618	2,100,000
233	New Vision Printing & Publishing Co.	EOI - CONSULTANCY SVCS FOR DESIGN OF A TRAFFIC CONTROL CENTRE BUILDING AD- 644518	4,300,000
234	New Vision Printing & Publishing Co.	EOI - CONSULTING SERVICES AD-643909	2,100,000
235	New Vision Printing & Publishing Co.	CIVIL SUIT NO. 457 OF 2015 AD-638406	1,893,900
236	New Vision Printing & Publishing Co.	JOB OPPORTUNITIES PROJECT MANAGER , ADMINISTRATOR AD-637772	4,300,000
237	New Vision Printing & Publishing Co.	PUBLIC NOTICE AD-613320 AD-613320	2,100,000
238	New Vision Printing & Publishing Co.	PROVISION OF HOTEL FACILITIES AD-594148	2,100,000
239	New Vision Printing & Publishing Co.	BID- PROC OF DISPENSABLE WATER FOR STAFF AD-594146	2,100,000
240	NFKA CLOTHING	Supply of 50 pieces of branded Tiger woods sweaters	1,950,000
241	Nina Interior Ltd	Vb01 Verical Blinds	6,691,190
242	Nina Interiors inv 46875	Supply of furniture	1,080,000
243	Nina Interiors inv 1268	Supply of Vertical Blinds for Makindye Division Offices	5,075,180
244	Nina Interiors INV 1854	Supply of yitems for Lord Mayors Office	4,939,590
245	Nippon Parts inv 531	Supply of murram for Road works Nakawa Division	3,852,936
246	NIPPON PARTS (U) LTD	Supply of e quipment to kiteezi landfill INV 582	141,243,286
247	Nippon Parts (U) Ltd Inv 0599	Supply of equipment to kiteezi landfill for the month of May	163,280,140
248	Nippon Parts Uganda ltd	Outstanding amount for hire of earth moving equipments used at Kiteezi	41,574,124
249	Penina Restaurant 375	Provision of snacks and Refreshments to KBLB Meeting for a period of 3 month	1,019,520
250	Penina Restaurant INV 376	Provision of lunch and Drinks for the netball club	519,200
251	Penina Restaurant INV 377	Provision of catering services for I-serve review meeting	849,600
252	Penina Restaurant INV 380	Provision of soft drinks and snacks during swearing ceremony in Nakawa	3,540,000
253	Penina Restaurant INV 381	Provision of soft drinks and snacks during swearing ceremony in central	2,950,000
254	Penina Restaurant inv 388	Provision of meals during an Ordinary council meeting	1,652,000
255	Penina Restaurant INV383	Provision of soft drinks and snacks during swearing ceremony in Rubaga	2,950,000
256	Photo links ltd INV 36	Provision of public address sytem	500,000
257	Photo links ltd INV 36	Provision of public address sytem	900,000
258	Precise Electricals (u) ltd INV 17	Procurement of Electrical materials	2,045,733
259	Prime Auto Mobile	Supply of spares	672,600

# Kampala Capital City Authority

Annual Financial statements for the year ended 30 June 2016

260	Prime Machinery	Repair of Rosa Bus	2,660,900
261	Prime Machinery 10007	Supply of gear select cables	4,800,000
262	Prime Machinery INV T1117	supply of clutch system for Land Rover Defender Reg. UAR 222Y Ambulance	2,843,800
263	Prime Machinery inv T1125	Supply of front Pad set	4,956,000
264	Prime Machinery T1124	Provision of mechanical repairs services for Toyota Land cruiser	3,124,640
265	Prime Machinery T1139	Provision of mechanical repairs services for Toyota Land cruiser LG 0261-01	3,637,940
266	Prime Machinery T1141	Repair of LG 0263-01	7,115,400
267	Protracted Links Uganda INV011	Maces for Division Mayors	6,000,000
268	Reed Fields Catering inv 006	Provision of meals for the Technical planning committee meeting	3,115,200
269	Reed Fields Catering inv 007	Provision of lunch Buffet for the departmental facilitation of Internal Audit	1,430,160
270	Restaurant Africa inv 128	Provision of catering service to facilitate the 2nd meeting of Authority councilors	2,584,200
271	Rhino Construction and Alluminium Export	Supply of cement	413,000
272	Richard Lule	Medical refund for Dr.Louis Nyende	2,177,000
273	Richard Lule	Medical refund for Mwesigwa sarah Basula	2,732,900
274	Richard Lule	Payment of medical cover for staffn and their dependants	4,643,100
275	Richard Lule	Payment of Risk Allowance for Health workers at Cholera camp	35,300,000
276	Roswill Enterprises inv 351	Supply of general merchadise	1,468,000
277	Sadolin	Supply of Paint	1,197,835
278	Sadolin	Supply of paint brusgh & roller	90,390
279	Sanipest	Supply of poison for pest control	2,440,000
280	Sebalu & Lule Advocates-	Nitco Limited vs KCC & KDLB	113,996,000
281	Service and Computer Industries INV 750/2016	Supply of ICT Equipment for the model school; Library LOT 2	2,158,392
282	Shanom Office Solutions ltd INV 321	Supply of promotional materials for Tourism awareness campaigns in schools	7,316,000
283	SMS ONE	Bulk Message May 2016	3,144,287
284	Ssenyonga Robert	Registration for corporate league 2016	3,500,000
285	Suben Investments Ltd	Supply of items for Kyanja Agricultural resource centre	1,240,000
286	Taka Commercial Agencies INV 249	Supply of construction materials for street light base at Kigobe road	2,331,680
287	Taka Commercial Agencies INV 249	Supply of cement	438,960
288	Taka Commercial Agencies INV 249	Supply of cement,green net,timber & nails for land scape	2,903,390
289	Tata Uganda LTD INV 0096/16-17	Supply of Spare parts for Tata Trucks	3,917,600
290	Tata Uganda LTD INV 554	Supply of clutch system of for Tata Trucks UAR 304Y and 298Y	4,832,100
291	Tata Uganda LTD inv WR/0095/16-17	Supply of spares for	3,363,000
292	Tata Uganda LTD SP/0715/16-17	Supply of Batteries for Engineering fleet	9,219,995
293	Tel Tec Investment Ltd	Supply of PVC & Earth	3,967,502
294	Tel Tec Investment Ltd	Supply of Electrical Materials inv 5558	3,450,000
295	Teltec Investments ltd INV 5847	Supply of Electrical Materials	3,265,060
296	Teltec Investments ltd INV 5877	Provision of periodic maintenance and service	7,306,442

# Kampala Capital City Authority

Annual Financial statements for the year ended 30 June 2016

		for KCCA generators	
297	Tendo catering family	Provision of Lunch for 33 people for The TRT Physical planning clinic	2,725,800
298	Tendo catering family	Provision of soft drinks and snacks during swearing ceremony in Makindye	3,540,000
299	Tendo Catering services INV 308	Facilitation of evaluation committee of solar lights	354,000
300	The Cooper motor corp	Repair of Ig0422-01	290,950
301	Timtek	Renovation of Nakawa Division KCCA offices INV 3316	12,818,767
302	Tinosoft ltd inv 20160601-02	ProBook Notebook PC (F1Q66EA)	4,012,000
303	Total (U) Ltd	Credited on fuel cards - May 2016	316,875,000
304	Trend Events	Provision of cleaning services for Kcca managed Toilets INV 636	3,325,240
305	Trend Events	Provision of cleaning services for Kcca managed Toilets INV 635	10,868,980
306	Trend Events	Provision of cleaning services for the month of April INV 630	6,751,960
307	Trend Events	Provision of cleaning services for Public Toilets for May INV 642	10,868,980
308	Trend Events	Provision of cleaning services for Public Toilets for May for Nakasero 1,2,3mks, constitutional square	3,325,240
309	Trend Events	Provision of cleaning services for Public Toilet at Nakasero market 1,2, Constitutional square under lot 2 for the month of may INV 643	3,325,240
310	Trend Events	Provision of cleaning services for Public Toilet at Entebbe road, USAFI Market, Nakawa market for the month of may INV 642	10,868,980
311	Trend events inv 624	Provision of cleaning services for central and Kawempe for march	6,751,960
312	Trigger Enterprises INV 125	Repair of window shield and Minor Repairs at Central Division	4,917,800
313	UAP INSURANCE	Medical cover for staff and their dependants	16,259,776
314	UAP INSURANCE	Medical cover for staff and their dependants	41,251,710
315	UB Consulting Engineering Ltd	Consultancy fees	45,000,000
316	Uganda Printing 7 Publishing Corporation inv 2582	Supply of KCCA Act 2010	3,375,000
317	Uganda Printing 7 Publishing Corporation inv 2630	Supply of publication Constitution hand book	5,000,000
318	United Engineering services ltd INV 3727	Mechanical repairs of UAR 298Y Tata Box Body	1,062,000
319	URA	WHT from Nippon Parts on IPC 9	7,482,660
320	UTB 2004 INV 5100236	Provision of return air tickets to Kigali- Rwanda in favour of Lule Richard and Ssebanda Livingstone	2,473,187
321	UTB 2005 INV 6010507	Provision of return air ticket to London UK in favour of Tumusiime Judith	4,697,844
322	UTB 2006 INV 5120426	Provision of return Air ticket in favour of Amulen and Akatuhwera to China	10,097,502
323	UTB 2007 INV 15090805	Provision of return Air ticket in favour of J Semakula to Italy	11,395,386
324	UTB 2008 INV 15100435	Provision of return air ticket in favour of Rosette and Ronald to Kenya	3,126,508
325	UTB 2008 INV 5110915	Provision of return air ticket to Washington US in favour of Tumusiime Judith	20,327,015
326	UTB 2009 INV16010479	Provision of return air ticket to London UK in favour of J Semakula Musisi	8,849,795

# Kampala Capital City Authority

Annual Financial statements for the year ended 30 June 2016

327	UTB 2009 INV5100261	Provision of return air ticket to Philips-China in favour of Jeremy and Edgar	10,866,668
328	Valid Color Print	Supply of Branded corporate wear for the leadership Program	1,917,500
329	Valid color print INV 218	Supply of Branded conference chairs	1,100,940
330	Valid color print INV 510	Supply of prizes for best athletes at KCCA Primary schools Championship	390,000
331	Visible Investments inv 2095	Supply of items for City Mortuary	4,033,000
332	Vision Group	Full page Anniversary supplement	9,950,000
333	VISION Group INV CM-010213	International vaccination certificates	2,367,007
334	Wamuco Enterprises inv 79016	Insurance Policy Excess	2,420,888
335	ZAK SPORTS ACADEMY LIMITED	Supply of soccer boots for inter directorate & corporate league games	4,200,000
	<b>TOTAL</b>		<b>2,969,353,130</b>
	<b>Unpaid Pensions</b>		
1	Ssenabulya Abbey	Pension Arrears Balance	2,177,582
2	Lugwire Francis	Pension Arrears April -June	567,135
3	Owachigui Vicent	Pension Arrears April	139,129
4	Kulaba Abdallah	Pension Arrears Mar - June 2016	234,132
5	Nakiyingi Teopista	Pension May & June	95,428
6	Nakabazzi Teopista	Pension April - June	663,621
7	Namirembe Claire	Pension April - June	617,367
8	Namatovu Norah	Gratuity & June Pension	5,976,929
9	Kalama Steven	Pension Arrears Jul - June 2016	476,520
10	Nabatanzi Getrude Kaye	Pension June	121,300
11	Nabuloli Canah Miria	Pension March & June 16	155,092
12	Musoke John	Pension June 2016	271,865
13	Kibahigire Justine	Pension June 2016	464,904
	<b>Total</b>		<b>11,961,004</b>
	<b>unpaid teachers salaries and deductions</b>		
1	Ogaya David	Teachers` salary June 2016	436,092
2	Kiyimba Joseph	Teachers` salary June 2016	107,854
3	Mubazzi Charles	Teachers` salary June 2016	260,106
4	Akullu Hellen	Teachers` salary June 2016	370,703
5	Mbuya Charles	Teachers` salary June 2016	420,703
6	Namuganga Resty	Teachers` salary June 2016	415,106
7	Ajiduru Loyce Philiser	Teachers` salary June 2016	395,603
8	Wudha Allen	Deduction from Teachers June	149,103
9	Peter Mayende	Teachers` salary June 2016	595,356
10	Mwanani Kasaifa	Teachers` salary May & June 2016	791,206
11	Stanbic Bank	Deduction from Teachers July- June	3,069,588
12	Bankshire Technologies Limited	Deduction from Teachers July- June	3,236,324
13	Insurance Company of East Africa	Deductions July-June	637,800
14	Rukungiri District Employees Cooperative Savings And Credit Society Ltd	Deductions June	23,206
15	THE JUBILEE INSURANCE OF UGANDA LIMITED	Deductions Dec- June	600,000

# Kampala Capital City Authority

Annual Financial statements for the year ended 30 June 2016

16	UGANDA MEDICAL WORKERS UNION	Deductions	142,501
	Total		11,651,251
	DEDUCTIONS		
	NATIONAL SOCIAL SECURITY FUND	Attached on EFT No.	
1	NSSF	Consolidated Casuals -May	4,126,950
2	NSSF	DETs casuals April 2016	22,290,966
3	NSSF	DPHE May 2016	80,730,900
4	NSSF	KCCA Staff May 2016	597,780,910
5	NSSF-	KCCA Staff June 2016	600,156,130
6	NSSF	Mayors & D/Mayors- May 2016	8,942,406
7	NSSF	gratuity- Kirya Ivan & Others	37,369,963
8	NSSF	withheld salary Agaba Ninsiima	36,410,000
9	NSSF-	DPHE Casuals March 2016	80,153,888
10	NSSF-	Landscape casuals-May 2016	2,436,000
	<b>TOTAL</b>		<b>1,470,398,113</b>
	UGANDA REVENUE AUTHORITY		
1	PAYE-	KCCA Staff Feb 2016	1,119,601,834
2	PAYE-	KCCA Staff March 2016	1,105,181,668
3	PAYE-	KCCA Staff April 2016	1,128,160,718
4	PAYE-	KCCA Staff May 2016	1,129,056,937
5	PAYE-	KCCA Staff June 2016	1,143,738,151
6	PAYE	Gratuity to Birungi Teopista Mayanja	11,068,903
7	PAYE	Gratuity - Sentongo Lwanga & Innocent Silver	15,071,644
8	PAYE	Gratuity- Akankwasa Justus	22,200,000
9	PAYE	Gratuity- Atwoko A Jimmy	22,200,000
10	PAYE	Gratuity- Kaggwa J & Nyine B	12,864,974
11	PAYE	Gratuity- Kirya & Others	74,739,927
12	PAYE	Gratuity- Kitaka,Mudondo & Kyambadde	79,200,000
13	PAYE	withheld salary Agaba Ninsiima	83,727,706
14	PAYE	Political leaders-Jan 2016	294,062,189
15	PAYE	Political leaders- Feb 2016	312,717,633
16	PAYE	Political leaders- March 2016	294,140,607
17	PAYE	Political leaders- April 2016	291,260,607
18	PAYE	Public Health Casuals-February 2016	8,356,274
19	PAYE	Public Health Casuals-May 2016	8,437,775
20	PAYE	Topup allowance -Health Workers Jun 2016	21,917,460
21	PAYE	Public Health Casuals-March 2016	8,258,325
22	PAYE	Gratuity for Muwulya Julius	6,780,974
23	PAYE	Gratuity for Bidong Bernard	6,780,974
24	PAYE	Gratuity for Byaruhanga Bosco	6,780,974
25	PAYE	Gratuity for Namuyanja Susan	6,780,974
26	PAYE	Primary Teachers Jan 2016	66,658,914
27	PAYE	Teartary Institution staff Jan 2016	52,889,561

# Kampala Capital City Authority

*Annual Financial statements for the year ended 30 June 2016*

28	PAYE	Health Workers Jan 2016	67,764,038
29	PAYE	Secondary School Jan 2016	199,762,726
30	PAYE	PAYE POLITICAL LEADERS JUNE 2015	300,728,592
31	PAYE	PAYE DPHE CASUALS JUNE 2015	7,284,350
32	PAYE	Topup for the month of June 2015	6,680,176
33	VAT	Output VAT - April 2016	77,440,437
34	VAT	Output VAT - May 2016	81,166,283
35	VAT	Output VAT- June 2016	112,510,077
	<b>Total</b>		<b>9,686,473,832</b>

# Kampala Capital City Authority

Annual Financial statements for the year ended 30 June 2016

## I1 INVENTORIES

Location	Description	Unit of count	Audit Count	Total Cost
	<b>RIBBON</b>			
Mabua	EPSON RIBBON CARTRIDGE 2070/2080/2180/2190	PIECE	16	1,321,600
	<b>STAMP CARTRIDGE</b>			
Mabua	SELF INKING STAMP CATRIDGE S542-7	PIECE	37	567,358
Mabua	SELF INKING STAMP CATRIDGE S829-7	PIECE	63	966,042
Mabua	SELF INKING STAMP CATRIDGE E917-7	PIECE	23	217,120
	<b>TONER</b>			
Mabua	TONER - KYOCERA TA3050CI - TK 8305 MAGENTA	PIECE	2	1,518,070
Mabua	TONER - KYOCERA TA3050CI - TK 8305 CYAN	PIECE	2	1,518,070
Mabua	TONER - KYOCERA TA3050CI - TK 8305 BLACK	PIECE	3	1,806,280
Mabua	TONER - KYOCERA TA3050CI - TK 8305 YELLOW	PIECE	3	1,518,070
Mabua	TONER - KYOCERA TK435	PIECE	9	4,237,380
Mabua	OFFICE JET 7500A - 920XL - MAGENTA	PIECE	4	245,440
Mabua	OFFICE JET 7500A - 920XL -YELLOW	PIECE	4	245,440
Mabua	OFFICE JET 7500A - 920XL - CYAN	PIECE	4	245,440
Mabua	OFFICE JET 7500A - 920XL - BLACK	PIECE	4	245,440
	<b>GENERAL STATIONERY</b>			
Mabua	BINGING COVER- BOTTOM	PIECE	50	764,700
Mabua	BINGING COVER- TOP	PIECE	51	780,008
Mabua	BOX FILE COLOURED	PIECE	5,094	22,924,560
Mabua	BOX FILE FC	PIECE	2,936	10,388,157
Mabua	CALCULATOR	PIECE	6	287,996
Mabua	CELLOTAPE - CLEAR	ROLL	138	380,712
Mabua	CELLOTAPE - BROWN	ROLL	100	472,000
Mabua	COUNTER BOOK Q2- SIZE A4	PIECE	53	616,019
Mabua	COUNTER BOOK Q2- SIZE A5 (Note book)	PIECE	398	874,946
Mabua	COUNTER BOOK Q3- SIZE A4	PIECE	-	-
Mabua	COUNTER BOOK Q4- SIZE A4	PIECE	192	2,718,720
Mabua	DRAWING PINS	PACKET	5	10,001
Mabua	ENVELOPES 9X4 - SMALL ( @PACKET=50PCS)	PACKET	108	377,987
Mabua	ENVELOPES A3 - LARGE ( @PACKET=50PCS)	PACKET	489	7,501,260
Mabua	FILE FASTNERS	PACKET	281	983,500
Mabua	FLIP CHARTS	PADS	168	2,241,591
Mabua	HIGHLIGHTER	PIECE	194	251,812
Mabua	MARKERS	PIECE	-	-
Mabua	MASKING TAPE	ROLL	109	302,008
Mabua	OFFICE TRAY - 3TIER	SET	53	1,223,447



# Kampala Capital City Authority

Annual Financial statements for the year ended 30 June 2016

Mabua	PAPER CLIP - BIG	PACKET	483	1,122,844
Mabua	PAPER CLIP - SMALL	PACKET	849	614,736
Mabua	PAPER PINS	PACKET	44	16,808
Mabua	PEN	PIECE	8,549	2,604,965
Mabua	PENCILS	PIECE	866	265,629
Mabua	PUNCH MACHINE - LARGE	PIECE	73	4,408,536
Mabua	PUNCH MACHINE - SMALL	PIECE	115	1,053,260
Mabua	RUBBER BANDS	PACKET	37	185,000
Mabua	SHORT HAND NOTE BOOK	PIECE	119	119,000
Mabua	SPRING FILES - MANILLA	PIECE	1,285	680,963
Mabua	STAMP PAD	PIECE	9	72,000
Mabua	STAPLE REMOVER	PIECE	21	40,183
Mabua	STAPLE WIRES - LARGE (23/13& 6/14)	PACKET	284	1,876,514
Mabua	STAPLE WIRES - SMALL ( 24/6 )	PACKET	989	700,212
Mabua	STAPPLER-LARGE	PIECE	60	1,002,649
Mabua	STAPPLER-SMALL	PIECE	-	-
Mabua	STICK ON PAD 3X5	PACKET	295	
Mabua	TABLE NAME STANDS	PIECE	59	382,910
Mabua	WASTE PAPER BASKETS	PIECE	1	8,000
Mabua	WHITE BOARD MARKERS	PIECE	2,170	2,169,607
Mabua	WRITING PADS-A4	PIECE	8	14,160
	<b>PAPER</b>			
Mabua	HEADED PAPER -CUSTOMISED	REAM	102	1,676,832
Mabua	MANILLA BOARD SHEET - A4 (10SHEET)	PACKET	15	45,000
Mabua	PAPER PREMIUM COLOURED A4	REAM	13	383,500
Mabua	PHOTOCOPY PAPER A3	REAM	124	4,150,019
Mabua	PHOTOCOPYING PAPER A4	REAM	617	7,683,922
Mabua	PRINTING PAPER A0	REAM	23	9,890,000
Mabua	PRINTING PAPER- PLOTTER A1	REAM	52	1,300,000
Mabua	PRINTING PAPER A2	REAM	15	930,000
Mabua	RULED PAPER - DOUBLE	REAM	129	1,290,000
Mabua	RULED PAPER - SINGLE	REAM	126	1,286,680
	<b>PRINTED STATIONERY</b>			
Mabua	ADVERTISING REGISTER BOOK	BOOK	4	220,000
Mabua	ANNUAL BUDGET 2008-2009	BOOK	16	-
Mabua	ANTENENTAL CARDS	PACKET	2	56,000
Mabua	APPLICATION FORM - OUTDOOR ADVERTISING	REAM	16	-
Mabua	ASSESSMENT FORMS -MECHANICAL DEVT BOOK	PIECE	100	1,569,400
Mabua	BANNERS-PULL UP	PIECE	5	1,475,000
Mabua	BURIAL PERMIT BOOK	BOOK	17	70,210
Mabua	CASH ADVANCE BOOK	BOOK	49	343,000
Mabua	CENSUS IDENTIFICATION CARDS	PIECE	70	-

# Kampala Capital City Authority

Annual Financial statements for the year ended 30 June 2016

Mabua	CERIFICATE -SUITABILITY OF PREMISES	PIECE	1,000	1,770,000
Mabua	CERTIFICATE OF ARREARS	PACKET	19	-
Mabua	CONSTITUTION OF THE REPUBLIC OF UGANDA - FEB2006	BOOK	14	-
Mabua	COUNCILLORS CHARTS	PIECE	2,000	24,000,000
Mabua	DAILY MATERIAL /MURRAM. DELIVERY BOOK	BOOK	2	24,000
Mabua	DAILY FUEL ALLOCATION REGISTER	BOOK	5	297,962
Mabua	DAILY FUEL REQUISITION FORM	BOOK	35	923,704
Mabua	DEATH CERTIFICATE	BOOK	40	765,584
Mabua	DEATH REGISTER A3 - ANNUAL	BOOK	4	179,360
Mabua	DEATH REGISTER A4 - DAILY	BOOK	7	206,500
Mabua	DEMAND NOTE GROUND RATE - COMPUTERISED	BOX	107	6,282,163
Mabua	ENGINEERING REPORT	REAM	8	-
Mabua	ENGINEERING REPORT GATE PASS-KCC	BOOK	12	-
Mabua	ENGINEERING REPORT GATE PASS-KCCA	BOOK	500	6,899,999
Mabua	ENVELOPES SMALL 9X4 CUSTOMISED	PACKET	48	808,391
Mabua	ENVELOPES A3 CUSTOMISED	PACKET	16	692,471
Mabua	ENVELOPES A4 CUSTOMISED	PACKET	107	2,462,070
Mabua	ENVELOPES A5 CUSTOMISED	PACKET	63	1,301,790
Mabua	EXPENSE CLAIM/ACCOUNTABILITY FORMS	BOOK	49	343,000
Mabua	FILE FOLDERS - CUSTOMISED	PIECE	9,548	15,209,964
Mabua	GOODS RECEIVED NOTE	BOOK	6	153,000
Mabua	INVENTORY LEDGER BOOK	BOOK	1	-
Mabua	JOB CARD-MECHANICAL WORK SHOP	BOOK	60	941,640
Mabua	LEDGER BOOKS	BOOK	6	180,000
Mabua	LOCAL GOVERNMENT AMMENDMENTS	BOOK	53	-
Mabua	LOCAL GOVERNMENT FINANCIAL& ACCOUNTING	BOOK	28	-
Mabua	LPO	BOX	8	-
Mabua	MARKET RENTAL REGISTER	BOOK	10	-
Mabua	MATERIALS RECEIVED BOOK	BOOK	8	210,762
Mabua	MEASLES CASE INVESTIGATION FORMS	BOX	1	-
Mabua	MOTOR VEHICLE LOG BOOK - KCCA FLEET	PIECE	265	1,324,735
Mabua	MOTOR VEHICLE STICKERS	PIECE	1,140	1,482,000
Mabua	NOTIFICATION OF EXEMPT STATUS	REAM	40	-
Mabua	NOTIFICATION OF TRANSFER OF RATEABLE PROPERTY	REAM	20	-
Mabua	OFF SET OF RATES	REAM	20	-
Mabua	PARKING STICKER	PACKET	1	-
Mabua	PETTY CASH VOUCHER	BOOK	212	3,365,502
Mabua	PRE ASSESSMENT FORMS	REAM	86	2,540,308
Mabua	PRESERVATION AMENITIES NOTICE	REAM	2	193,520
Mabua	PROPERTY RATE DEMAND NOTE - HEADED PAPER A4 - SERIALISED	REAM	244	6,799,497
Mabua	PROPERTY RATES DATA COLLECTION	PACKET	3	-

# Kampala Capital City Authority

Annual Financial statements for the year ended 30 June 2016

Mabua	RULES OF PROCEDURE FOR DISTRICT COUNCILS	BOOK	47	-
Mabua	STORE ISSUE VOUCHER-	BOOK	5	-
Mabua	STORE ISSUE VOUCHER-KCC	BOOK	35	-
Mabua	STORES ISSUANCE FORMS-ENGINEERING	BOOK	80	1,412,000
Mabua	STORES REQUISITION BOOKS	BOOK	32	848,000
Mabua	TAX INVOICE	BOOK	32	838,916
Mabua	VENDORS REGISTRATION FORM	BOOK	218	3,367,291
	<b>STRONG ROOM</b>			-
Mabua	BPAF - MANUAL - KCCA	BOOK	4,080	61,200,000
Mabua	BUSINESS LICENCE - KCC	BOOK	2,791	-
Mabua	FILING PERMIT - LIQUOR - KCC	BOOK	2,791	-
Mabua	GENERAL RECEIPT - KCCA	BOOK	7,800	25,967,503
Mabua	GRADUATED TAX TICKETS - KCC	PIECE	23,800	-
Mabua	GROUND RENT - COMPUTERISED - KCC	BOX	17	-
Mabua	HOTEL TAX COLLECTION - KCCA	BOOK	498	2,876,454
Mabua	LIQUOR LICENCE - KCC	BOOK	49	-
Mabua	MANUAL BPAFS - KCC	BOOK	23	-
Mabua	MARKET DAILY TILL SHEET - KCCA	BOOK	2,131	14,681,985
Mabua	MONEY LENDING - LICENCE - KCC	BOOK	20	-
Mabua	PERMIT BOOK - KCC	BOOK	876	-
Mabua	PETRELUM LICENCE - KCC	BOOK	27	-
Mabua	PETROLIUM FILLING PERMIT - KCC	BOOK	49	-
Mabua	RECEIPT - NEW	REAM	288	47,039,999
Mabua	SEALS PLASTIC	PIECE	2,900	8,700,000
Mabua	STORAGE LICENCE - KCC	BOOK	10	-
Mabua	TAGS	PIECE	2,936	-
Mabua	TRADING LICENCE - APPLICATION FORMS - KCCA	REAM	550	15,445,339
Mabua	TRADING LICENCE CERTIFICATE PAPER - SERIALISED A4	PIECE	61,000	14,457,000
Mabua	TRADING LICENCE BOOKS - KCCA NEW	BOOK	9,915	1,072,032,010
Mabua	VEHICLE REGISTRATION FORM	REAM	66	1,848,000
	<b>CLEANING</b>			-
Mabua	AIR FRESHNER - AUDI INCECSE	PACKET	364	649,000
Mabua	AXES STEEL	PIECE	1	1,710
Mabua	BARSOAP	BAR	330	958,030
Mabua	BUCKET - PLASTIC 20LTR	PIECE	66	660,000
Mabua	BUCKET - PLASTIC 10LTR	PIECE	58	928,000
Mabua	CANDLES - 8PIECES	PACKET	738	2,675,270
Mabua	CHEMICAL MASKS	PIECE	19	285,000
Mabua	COMPOUND BROOM - LOCAL BROOM	PIECE	66	428,340
Mabua	DETERGENT POWDER/ OMO/ NOMI	PKT	10	116,667
Mabua	DUST BIN - SWING COVER	PIECE	44	4,672,800
Mabua	FILERS	PIECE	80	283,200

# Kampala Capital City Authority

Annual Financial statements for the year ended 30 June 2016

Mabua	FORCE PUMP - HAND	PIECE	27	230,568
Mabua	FORK HOE	PIECE	312	6,312,510
Mabua	FORK SPADES - METALLIC WITH WOODEN HANDLE	PIECE	15	318,600
Mabua	FORK SPADES - METALLIC WITH HANDLE	PIECE	500	11,292,600
Mabua	GARDEN SPADE/ WEDDING TROWEL	PIECE	67	502,980
Mabua	GLOVES - ARM LENGTH - DISPOSABLE	PACKET	13	513,500
Mabua	GLOVES - EXAMINATION	BOX	40	620,000
Mabua	GLOVES - RUBBER	PAIR	389	6,710,370
Mabua	GLOVES - SURGICAL 7.5	PACKET	10	500,000
Mabua	GLOVES - COTTON	PAIR	102	1,203,600
Mabua	GLOVES - HEAVY DUTY	PAIR	18	212,400
Mabua	GUNNY BAG	PIECE	400	1,785,340
Mabua	HOE	PIECE	252	3,575,628
Mabua	HOSE PIPE -FLEXIBLE - 1/2"	METER	30	141,600
Mabua	JERRICAN - EMPTY 20LTRS	PIECE	2	16,000
Mabua	JIK - 5 LITRE	CAN	12	360,000
Mabua	JIK -750ML	CAN	54	336,667
Mabua	LIQUID SOAP	JCAN	43	1,837,000
Mabua	LITTER PICKERS	PIECE	169	24,927,500
Mabua	METALLIC BUCKET	PIECE	37	716,900
Mabua	METALLIC RAKES	PIECE	296	3,758,090
Mabua	MOPPER	PIECE	26	390,000
Mabua	PANGA	PIECE	83	617,268
Mabua	PICK AXES	PIECE	454	9,487,154
Mabua	POLYTHENE BAGS	ROLL	88	351,494
Mabua	POLYTHENE SHEET G1000	METER	20	60,000
Mabua	POLYTHENE SHEET G1000-3000	ROLL	3	510,000
Mabua	PRUNNING SHEARS	PIECE	10	413,000
Mabua	RUG - TOWEL	PIECE	61	305,000
Mabua	SELF LOADING METALLIC WIRE	PIECE	30	3,540,000
Mabua	SAFETY GOGGLES	PIECE	9	270,000
Mabua	SAFETY GOGGLES - FUMIGATION	PIECE	-	-
Mabua	SAFETY GOGGLES - TECH	PIECE	15	378,930
Mabua	SCOURING PAD	PACKET	119	568,371
Mabua	SCRUBBING /HARD BRUSHES - PLASTIC	PIECE	432	5,046,425
Mabua	SHOVELS	PIECE	104	1,718,473
Mabua	SISAL ROPES	PIECE	1,557	1,245,600
Mabua	SISAL ROPES	BUNDLE	5	59,000
Mabua	SLASHERS	PIECE	211	1,477,900
Mabua	SOFT BROOM	PIECE	49	338,917
Mabua	SPADES	PIECE	464	8,017,668
Mabua	SQUEEZER	PIECE	186	1,496,313

# Kampala Capital City Authority

Annual Financial statements for the year ended 30 June 2016

Mabua	SURGICAL BLADES	PACKET	11	154,000
Mabua	SURGICAL THREADS	ROLL	3	15,000
Mabua	TARPAULIN	PIECE	60	8,400,000
Mabua	TOILET BALLS	PACKET	332	2,232,400
Mabua	TOILET CLEANER BRUSHES	PIECE	72	504,000
Mabua	TOILET PAPER - ROLLS	PACKET	98	1,274,000
Mabua	VIM - 1KG	PIECE	87	398,750
Mabua	VIM -500GM	PIECE	48	96,000
Mabua	WASTE BIN - PLASTIC	PIECE	25	1,327,500
Mabua	WATERING CAN	PIECE	10	147,712
Mabua	WHEEL BARROW	PIECE	96	16,080,785
Mabua	WIRE BROOM - WOOD HANDLE	PIECE	15	135,000
	<b>CLOTHING</b>			
Mabua	APRON - PLASTIC( GREEN/WHITE)	PIECE	11	330,990
Mabua	DUST MASKS - REWASHABLE	PIECE	371	1,138,228
Mabua	DUST MASKS/NOSE MASKS - REUSABLE	PIECE	67	324,692
Mabua	GUMBOOTS - FULL LENGTH	PAIR	104	23,635,872
Mabua	GUMBOOTS - ORDINARY	PAIR	250	5,778,440
Mabua	HELMETS - PLASTIC	PIECE	152	3,945,920
Mabua	HELMETS - SAFETY CHAIN SAW	PIECE	2	303,148
Mabua	OVERALLS - NYLON FULL COVERALL	PIECE	179	18,587,360
Mabua	OVERALLS -ORDINARY	PIECE	353	22,731,112
Mabua	OVERCOATS	PIECE	8	200,000
Mabua	REFLECTOR JACKETS	PIECE	202	1,774,996
Mabua	REFLECTOR JACKETS - BRANDED	PIECE	1,000	15,930,000
Mabua	SAFETY SHOES/BOOTS	PIECE	280	22,467,200
	<b>MEDICAL</b>			
Mabua	FIRST AID KIT - FULLY STOCKED , LARGE	PIECE	3	954,000
Mabua	FIRST AID KIT - COMPLETE, SMALL	PIECE	1	295,000
Mabua	STRETCHER 6X2	PIECE	2	834,000
Mabua	BACK CLOTH	PIECE	40	1,200,000
	<b>COMPUTER ACCESSORIES</b>			
Mabua	CD REWRITABLE	PIECE	5	15,000
Mabua	EXTERNAL HARD DRIVE - 500GB	PIECE	5	848,420
Mabua	MOUSE PAD	PIECE	4	283,200
Mabua	PRINTER DRUM/ CLEANER	PIECE	1	-
Mabua	TRUNKING 25X15MM	PIECE	35	268,450
Mabua	WASTE TONER BOTTLE WT860	PIECE	1	-
	<b>OTHERS</b>			
Mabua	AGRO LEAF	KGS	10	236,000
Mabua	ATRAZINE	LITRE	5	147,500
Mabua	ASCORI.BROD - INSECTICIDE	TIN	3	531,000

# Kampala Capital City Authority

Annual Financial statements for the year ended 30 June 2016

Mabua	ANT KILLER	LITRE	5	177,000
Mabua	BATONS	PIECE	199	3,681,500
Mabua	BENEFIN	LITRE	5	147,500
Mabua	CARBONFRARAN	BOTTEL	11	-
Mabua	CYPERMETHRIN	LITRE	5	147,500
Mabua	DIMENTHOATE	LITRE	5	177,000
Mabua	DUDU (ACCELAMESTUM)	LITRE	5	200,000
Mabua	DICARBA	LITRE	5	177,000
Mabua	DRINKING WATER	CARTON	34	521,560
Mabua	HEAD TORCHES	PIECE	45	3,451,500
Mabua	KNAP SACK SPRAYER - 20LTR	PIECE	3	849,600
Mabua	MALATHION	LITRE	5	177,000
Mabua	MARKERS POSTS- ENGRAVED KKCA	PIECE	85	12,741,500
Mabua	NPK 50KG	BAG	2	354,000
Mabua	NYLON ROLL	PIECE	1	29,500
Mabua	PLASTIC DRUM - USED - 200LTR	PIECE	1	82,600
Mabua	POLES - GALVANISED STEEL Q32MMX2MM	PIECE	70	14,752,360
Mabua	PESTICIDE 24D	LITRE	5	147,500
Mabua	ROUND UP	LITRE	5	177,000
Mabua	SERADAX - ROOFING HORMONE	PIECE	10	59,000
Mabua	SUPER GLOW	PIECE	1	236,000
Mabua	TERMIDOR - 1LTR	LITRE	1	80,000
Mabua	TORCHES - HAND HELD	PIECE	20	250,000
	<b>BUILDING MAINTENANCE AND ACCESSORIES</b>			
Mabua	BINDING WIRE	KGS	25	236,000
Mabua	BUILDERS SQUARE ( METALIC 50MM BLADE )	PIECE	12	98,000
Mabua	CEMENT - TILE ADHENSIVE	BAG	1	18,000
Mabua	CEMENT -50KG	BAG	266	10,542,000
Mabua	CEMENT WHITE	KGS	21	65,891
Mabua	CHAIN 1M	PIECE	126	882,000
Mabua	CHAIN 5M - HEAVY DUTY	PIECE	9	1,260,000
Mabua	CHISEL 12"	PIECE	12	201,589
Mabua	CONCRETE NAILS	PACKET	1	10,000
Mabua	CROW BAR	PIECE	23	135,700
Mabua	CROW BAR- ELECTRICAL	PIECE	15	1,593,000
Mabua	DPC	ROLL	6	75,400
Mabua	FASTENERS	PAIR	3	45,233
Mabua	FLASH DOOR	PIECE	9	816,333
Mabua	HACK SAW FRAME 12"	PIECE	9	106,200
Mabua	HACKSAW BLADE 12"	PIECE	41	377,418
Mabua	HAMMER -SLEDGE	PIECE	5	505,714
Mabua	HOLLOW SECTION - SQUARE	PIECE	4	354,000

# Kampala Capital City Authority

Annual Financial statements for the year ended 30 June 2016

Mabua	HOOP IRON	ROLL	5	229,300
Mabua	IRON SHEET 28GAUGE	PIECE	16	1,152,000
Mabua	LADDER - FLAT SLIDING 4500MM	PIECE	10	840,500
Mabua	LADDER - FOLDING	PIECE	5	868,000
Mabua	MILD STEEL PLATE 8X4X 2.8MM	PIECE	2	318,600
Mabua	MILD STEEL PLATE 8X4X 3MM	PIECE	1	224,200
Mabua	MILD STEEL PLATE 8X4X 6MM	PIECE	1	708,000
Mabua	MILD STEEL PLATE 8X4X1.5M	PIECE	7	4,543,000
Mabua	MOTOR PAN	PIECE	12	84,520
Mabua	NAILS - SEALING 1 1/2"	KGS	10	60,000
Mabua	NAILS 3"	KGS	14.5	101,360
Mabua	NAILS 4"	KGS	11.5	88,860
Mabua	PADLOCK BIG	PIECE	11	389,400
Mabua	PADLOCK TRI-CYCLE - SMALL	PIECE	90	855,000
Mabua	PIPE - BLACK 20FT X 1/2"	PIECE	10	236,000
Mabua	PIPE - BLACK 20FT X2"	PIECE	6	212,400
Mabua	PLYWOOD	PIECE	6	180,000
Mabua	PRECAUTION TAPE	ROLL	24	1,486,800
Mabua	SADDLE CLAMPS - 3/4"	PIECE	150	531,000
Mabua	SOLID CONCRETE BLOCKS	PIECE	34	140,420
Mabua	SPIRIT LEVELS	PIECE	6	120,000
Mabua	STEEL BAR ANGLE - 40X40X4X20FT	BAR	6	318,600
Mabua	STEEL BAR R8	BAR	42	798,082
Mabua	STEEL BAR Y12-12M	BAR	52	2,168,326
Mabua	STEEL BAR Y16-12M	BAR	58	4,063,765
Mabua	TAPE MESAURE -100 M	PIECE	21	1,265,185
Mabua	TAPE MESAURE -7.5 M	PIECE	8	80,000
Mabua	TIMBER KIRUNDU 12X1	PIECE	51	722,160
Mabua	TIMBER PINE 12X2 ( KALITISI)	PIECE	44	786,306
Mabua	TIMBER PINE 4X2	PIECE	25	155,694
Mabua	WALL PLUGS 6"	PACKET	2	7,080
Mabua	WALL PLUGS 8"	PACKET	14	141,482
Mabua	WATER LEVEL	METER	21	87,480
Mabua	WATER LEVEL 50M	ROLL	24	984,499
Mabua	WOOD SCREW 6MM	PACKET	2	7,080
Mabua	WOOD SCREW 1.5X8MM	PACKET	19	261,878
	<b>ELECTRICAL</b>			
Mabua	AUTOMATIC CHANGE OVER SWITCH	PIECE	1	2,933,813
Mabua	ARMOURED CABLE - 6SQMM - 4CORE	METER	43	827,925
Mabua	ARMOURED CABLE - 10SQMM - 4CORE	METER	1,706	43,942,020
Mabua	BATTERIES 12V/70A DEEP CYCLE	PIECE	37	15,206,424
Mabua	BEND 20 MM PLASTIC	PIECE	10	17,464

# Kampala Capital City Authority

Annual Financial statements for the year ended 30 June 2016

Mabua	CABLE FEROULES - 10MM	PIECE	90	371,700
Mabua	CHOKE - 250W	PIECE	4	259,600
Mabua	CHARCOAL DUST	BAG	4	240,649
Mabua	CIRCUIT BREAKERS 32A	PIECE	1	59,000
Mabua	CIRCUIT BREAKERS 63A	PIECE	1	47,200
Mabua	CIRCULAR BOX 4WAY 20-25MM	PIECE	10	30,380
Mabua	CONTROL BOX - FULLY WIRED- METALLIC	PIECE	2	1,876,400
Mabua	CONTROL BOX-COMPLETE(C.BREAKERS,SOCKETS)	UNIT	1	2,908,464
Mabua	CONNECTOR - 30A	PIECE	30	318,600
Mabua	CONNECTOR - 60A	PIECE	50	649,000
Mabua	CONNECTOR - 100A	PIECE	2	82,553
Mabua	CONDUITS PLASTIC 20MM	PIECE	46	241,944
Mabua	CONDUITS PLASTIC 50X40MM	PIECE	20	283,200
Mabua	CONTACTOR 65A POLE	PIECE	1	177,000
Mabua	COUPLER -20MM	PIECE	28	39,308
Mabua	EARTH ROD	PIECE	2	238,478
Mabua	EARTH WIRE 100SQMM	METER	15	124,844
Mabua	FLOURESCENT FITTING - 4FT COMPLETE	PIECE	9	550,116
Mabua	FLOURESCENT FITTING - 4FT	PIECE	2	75,048
Mabua	FLEXIBLE CABLE- 2.5MM 4CORE	ROLL	1	480,000
Mabua	HRC -FUSE 63A	PIECE	3	53,100
Mabua	INSULATING TAPE	PIECE	885	2,513,282
Mabua	KYOMA POLE SUPPORT	PIECE	2	1,062,000
Mabua	LAMP HOLDER - STRIAGHT - SCREW	PIECE	15	115,050
Mabua	LAMP HOLDER - STRIAGHT - PIN	PIECE	18	133,812
Mabua	METER BOX -3PHASE	PIECE	1	77,467
Mabua	MOTION DETECTOR - IP 54	PIECE	5	1,150,500
Mabua	MOULDED BOX - SINGLE - PLASTIC	PIECE	4	75,048
Mabua	MOULDED BOX - DOUBLE - PLASTIC	PIECE	4	10,006
Mabua	PLASTIC BENDS 50MM	PIECE	36	212,400
Mabua	PEDESTRIAN SINGLE POLES - GALVANISED	PIECE	6	1,062,000
Mabua	PEN KNIVES(UTILITY KNIVES)	PIECE	5	76,700
Mabua	ROUND COVER	PIECE	12	20,957
Mabua	SADDLE PLASTIC - 20MM	PIECE	230	371,794
Mabua	SCREWS - 3BA	PAIR	15	12,558
Mabua	STREET LIGHT -LAMP FITTING - 250W	PIECE	190	79,911,720
Mabua	STREET LIGHT -LAMP FITTING - 250W COMPLETE WITH BULB AND CHOKES	PIECE	40	15,367,028
Mabua	STREET LIGHT METALLIC POLE	PIECE	32	23,426,583
Mabua	SWITCH 1 GANG 1WAY METALIC CLAD	PIECE	1	29,689
Mabua	SWITCH 2 GANG 1 WAY - PLASTIC	PIECE	3	19,777
Mabua	SWITCH 2GANG 2WAY - METALLIC	PIECE	1	34,928
Mabua	MAIN SWITCH 4 WAY COMPLETE	PIECE	1	250,160



# Kampala Capital City Authority

Annual Financial statements for the year ended 30 June 2016

Mabua	SOCKET DOUBLE PLASTIC	PIECE	3	56,286
Mabua	T- BOX -200MM PVC ( CIRCULAR BOXES)	PIECE	12	31,435
Mabua	TIMER SWITCH 16A -250V 48HR	PIECE	167	62,008,403
Mabua	TOP PLUG - 13A	PIECE	30	230,100
Mabua	TOWER CLIP - 1.5MM	PIECE	15	141,600
Mabua	TOWER CLIP - 2.5MM	PIECE	15	159,300
Mabua	TREATED POLE	PIECE	2	2,279,760
Mabua	TWIN CABLE 1.5MM	ROLL	1	312,700
Mabua	TWIN CABLE PVC - 10MM	METER	10	150,096
Mabua	TWIN CABLE 2.5 MM- PLASTIC	ROLL	2	9,006
Mabua	PVC TWIN CABLE EARTH - 2.5MM	ROLL	10	3,919,488
Mabua	TWIN EARTH CABLE 1.5 MM	ROLL	2	733,488
Mabua	TWIN PVC CABLE 2.5MM	METER	50	218,890
Mabua	WATER PROOF SCOTCH TAPE( 51X1.65X3)	PIECE	50	1,239,000
	<b>ROAD MAINTENANCE AND CONSTRUCTION MATERIAL</b>			
Mabua	BITUMEN MC30 CUTBACK( REPLACEMENT)	DRUM	1	1,000,000
Mabua	BITUMEN MC30	DRUM	31	31,000,000
Mabua	BITUMEN 80/100	DRUM	49	39,194,000
Mabua	BITUMEN TK160	DRUM	45	31,860,000
Mabua	CONES- 0.45M	PIECE	43	4,082,800
Mabua	CONES- REFLECTOR 1MTR	PIECE	20	1,298,000
Mabua	CULVERTS HDPE - 500MM	PIECE	36	23,355,660
Mabua	CULVERTS - HDPE - 600MM	PIECE	1	936,795
Mabua	CULVERTS-60MM CONCRETE	PIECE	1	119,500
Mabua	DUST PALLIATIVE /SUPPRESSANT, 200LTRS	DRUM	1	2,851,116
Mabua	MANHOLE COVER - COMPOSITE ( CUSTOMISED)	PIECE	25	37,433,061
Mabua	PRIMER COL PRIME E	DRUM	78	61,850,880
Mabua	ROAD SIGNS	PIECE	1	246,500
Mabua	ROASTING PANS	PIECE	2	-
Mabua	STEEL WIRE ROPES	ROLL	2	1,440,000
Mabua	WIRE MESH -BRC A66	ROLL	1	285,000
Mabua	WIRE MESH - BRC A142	ROLL	1	1,050,000
	<b>PAINT AND ACCESSORIES</b>			
Mabua	BALLONTINE GLASS BEADS	PIECE	67	20,919,276
Mabua	FILLER - 500GMS	PACKET	10	6,000
Mabua	PAINT - CEILING EMULSION WHITE	BUCKET	1	83,159
Mabua	PAINT - EMULSION BRILLANT WHITE 4LTR	TIN	1	39,040

# Kampala Capital City Authority

Annual Financial statements for the year ended 30 June 2016

Mabua	PAINT - SILK VINLY SOFT WHITE - 4LTR	TIN	2	101,441
Mabua	PAINT - SILK VINLY SOFT WHITE/ OFF WHITE - ZULIK	BUCKET	1	304,500
Mabua	PAINT - SILK VINLY TANGERINE - 4LTR	TIN	2	101,441
Mabua	PAINT - SILK VINLY WHITE/CREAM - 20LTR	BUCKET	2	679,680
Mabua	PAINT - SUPER GLOSS BRILLANT WHITE - 4LTR	TIN	3	178,795
Mabua	PAINT - SUPER GLOSS SMOKE GREY - 4LTR	TIN	2	32,640
Mabua	PAINT - SUPER GLOSS SIGNAL RED - 4LTR	TIN	1	100,000
Mabua	PAINT - UNDERCOAT EMULSION - 20LTR	JERRICAN	3	221,420
Mabua	PAINT - VINLY MATT - BRILLIANT WHITE - 20 LTR	BUCKET	2	440,999
Mabua	PAINT ROLLERS 9" X 1 3/4"	PIECE	24	569,085
Mabua	PAINT BRUSHES 1"	PIECE	11	11,000
Mabua	PAINT BRUSHES 2"	PIECE	14	33,125
Mabua	PAINT BRUSHES 3"	PIECE	36	151,564
Mabua	PAINT BRUSHES 4"	PIECE	12	60,218
Mabua	PAINT BRUSHES 5"	PIECE	6	19,080
Mabua	PAINT BRUSHES 6"	PIECE	26	1,409,824
Mabua	PAINT THERMOPLASTIC WHITE	BAG	304	44,294,624
Mabua	PUTTY 40KG	BUCKET	1	65,000
Mabua	SAND PAPER 120G	METER	8	25,174
Mabua	SAND PAPER 100G	PIECE	1	-
Mabua	SCRAPPERS 2"	PIECE	4	12,796
Mabua	SCRAPPERS 3"	PIECE	11	54,996
Mabua	VANISH CLEAR - 4 LTR	TIN	2	93,001
Mabua	WHITE SPIRIT - 1LTR	JERRICAN	2	16,480
Mabua	WHITE SPIRIT - 4LTR	JERRICAN	1	50,400
Mabua	WHITE SPIRIT - 5LTR	JERRICAN	1	36,289
Mabua	WIRE BRUSHES	PIECE	5	40,000
	<b>PLUMBLING MATERIALS</b>			-
Mabua	ANCHOR BOLT - 12MM	PIECE	16	47,200
Mabua	BALL VALVE 3/4"	PIECE	1	59,000
Mabua	BIB TAP 1/2"	PIECE	6	10,620
Mabua	BEND - 1/2"	PIECE	10	14,160
Mabua	BEND 20 - 25MM. HEAVY DUTY	PIECE	15	88,500
Mabua	BEND -50MM PLASTIC	PIECE	36	212,400
Mabua	CONNECTOR - 1/2"	PIECE	9	106,200
Mabua	DYE 1/2"	SET	1	295,000
Mabua	GATE VALVES 1/2"	PIECE	6	177,000
Mabua	GI NIPPLE 1/2"	PIECE	10	17,700
Mabua	GI UNION 1/2"	PIECE	10	29,500
Mabua	PE PIPE PN10 1/2"	PIECE	43	47,300
Mabua	PVC PIPE 1/4" - 40MM	METER	300	1,416,000
Mabua	PVC PIPE 1"	PIECE	22	72,688

# Kampala Capital City Authority

Annual Financial statements for the year ended 30 June 2016

Mabua	PVC PIPE 2 "	PIECE	6	297,360
Mabua	PVC PIPE 4 "	PIECE	23	705,640
Mabua	PPR PIPE 2" (PN25)	PIECE	20	1,677,841
Mabua	RECUDER 1/4 "TO 1/2"	PIECE	1	8,260
Mabua	SOLVENT CEMENT	TIN	1	8,756
Mabua	TANK PLASTIC - 10,000LTR	PIECE	1	4,720,000
Mabua	THREAD TAPE	PIECE	20	23,600
	<b>MECHANICAL AND MOTOR VEHICLE ACCESSORIES</b>			-
Mabua	AIR CLEANER - AF 4504M	PIECE	4	1,960,000
Mabua	AIR CLEANER - AF 43712	PIECE	1	480,000
Mabua	AIR CLEANER - K1833 -BACKHOE	PIECE	3	1,020,000
Mabua	AIR CLEANER - K2233 JIEFANG	PIECE	5	2,305,941
Mabua	AIR CLEANER - 2432 CESSOL	PIECE	1	413,000
Mabua	AIR CLEANER - K2340 MOTOR GRADER	PIECE	3	1,080,000
Mabua	AIR CLEANER - K2342 ASHOK LEYLAND/FAW/CESSPOOL	PIECE	2	120,000
Mabua	AIR CLEANER - 3161 ASHOK LEYLAND	PIECE	3	1,097,400
Mabua	AIR CLEANER - 8248423 TATA	PIECE	3	1,275,828
Mabua	AIR CLEANER - 90104623414	PIECE	8	509,760
Mabua	AIR CLEANER - 135326206	PIECE	4	591,378
Mabua	AIR CLEANER - 901048, 03F14	PIECE	2	235,056
Mabua	AIR FILTER - BULL DOZER (AIR CLEANERS)	PIECE	1	531,000
Mabua	AIR FILTER - 2136 (AIR CLEANERS)	PIECE	4	1,888,000
Mabua	AIR FILTER - WATER BOWSER - K2337	PIECE	1	400,000
Mabua	AIR FILTER FOTON TEMPEST - PERKINS	PIECE	4	2,239,640
Mabua	ALTERNATOR ASSEMBLY - P161-01	PIECE	3	4,800,000
Mabua	ALTERNATOR ASSEMBLY - 2409002310021 (FOTON)	PIECE	9	1,953,018
Mabua	AUTOMATIC TRANSMISSION AND POWER STEERING FLUID	LITRE	1,248	13,754,598
Mabua	BATTERY N50Z	PIECE	7	1,575,000
Mabua	BATTERY N70Z	PIECE	2	580,001
Mabua	BOLTS	PIECE	12	-
Mabua	BOLTS M 18X3	PIECE	8	755,200
Mabua	BOLTS & NUTS - BACK HOE	PIECE	165	1,577,070
Mabua	BOLTS & NUTS - BULL DOZER	PIECE	128	3,020,800
Mabua	BOLTS & NUTS - GRADER	PIECE	147	1,214,220
Mabua	BOLTS & NUTS - WHEEL LOADER	PIECE	38	1,793,600
Mabua	BRAKE SERVO UNIT	UNIT	1	9,440,000
Mabua	BRAKE SHOE LINNING CH114	SET	8	1,416,000
Mabua	BREATHER FILTER ON HYDRAULIC TANT - TATA 275144169901	PIECE	5	250,000
Mabua	BRAKE LINNING - FRONT - FAW	SET	2	720,000
Mabua	BRAKE LINNING - CHANGLIN MOTOR GRADER	SET	5	18,000,000
Mabua	BUCKET TIPS - BACK HOE	PIECE	30	3,522,300

# Kampala Capital City Authority

Annual Financial statements for the year ended 30 June 2016

Mabua	BUCKET TIPS - GRADER	PIECE	10	-
Mabua	CLUTCH FORK - NISSAN HARD BODY	PIECE	1	295,000
Mabua	CUTTING DISKS 9"	PIECE	90	4,012,000
Mabua	CUTTING EDGES - BULL DOZER	PIECE	12	13,452,000
Mabua	CUTTING EDGES - MOTOR GRADER	PIECE	8	6,800,000
Mabua	COMPUTER - CHANGLIN GRADER	PIECE	2	11,210,000
Mabua	CROSS BEARING - PROPELLER BACK HOE	UNIT	2	708,000
Mabua	DIFFERENTIAL OIL - 80W90	LITRE	624	10,865,445
Mabua	DRIVE SWITCH	PIECE	2	944,000
Mabua	END BITS - GRADER	PIECE	22	6,490,000
Mabua	END BITS - GRADER	PIECE	4	411,428
Mabua	END BITS - BULL DOZER	PIECE	8	5,664,000
Mabua	END BITS - WHEEL LOADER	PIECE	2	1,628,400
Mabua	ENIGINE OIL - RUBIA	LITRE	416	4,623,908
Mabua	FAN- CHANGLIN MOTOR GRADER	PIECE	4	4,000,000
Mabua	FAN- BELT CHANGLIN MOTOR GRADER	PIECE	6	1,800,000
Mabua	FRICTIONAL BRAKE DISK - VC	SET	1	2,289,200
Mabua	FUEL FILTERS - FFE002	PIECE	8	5,671,032
Mabua	FUEL FILTERS - 1212	PIECE	2	160,000
Mabua	FUEL FILTERS 33111	PIECE	1	60,000
Mabua	FUEL FILTERS - 33112	PIECE	2	120,000
Mabua	FUEL FILTERS - 26561117	PIECE	14	278,686
Mabua	FUEL FILTERS - TEMPEST PERKINS	PIECE	8	2,988,704
Mabua	FUEL FILTERS- 4990879 - BACK HOE	PIECE	3	225,000
Mabua	FUEL FILTERS- FF5018 WHEEL LOADER	PIECE	6	480,000
Mabua	GEAR BOX OIL EP SAE85W/90	LITRE	-	-
Mabua	GRADER BLADES	PIECE	20	8,260,000
Mabua	GREASE MULTI EP2	KGS	2,700	44,731,440
Mabua	GREASE MULTI EP3	KGS	360	5,664,000
Mabua	HYDRAULIC CONTROL VALUE	PIECE	1	2,572,400
Mabua	HYDRAULIC FILTER 060102117 - FAW	PIECE	1	20,000
Mabua	IGNITION SWITCHES	PIECE	3	106,200
Mabua	IGNITION COIL	PIECE	1	448,400
Mabua	INJECTOR SWITCHES	PIECE	5	2,832,000
Mabua	OIL FILTERS LF 670 - BULL DOZER	PIECE	5	507,500
Mabua	OIL FILTERS 777 - BULL DOZER	PIECE	5	492,750
Mabua	OIL FILTERS -55219	PIECE	3	223,193
Mabua	OIL FILTERS -55251/MB	PIECE	3	270,000
Mabua	OIL FILTERS - JX1018	PIECE	7	596,116
Mabua	OIL FILTERS_2786181399021/JX0184A/3349	PIECE	3	270,000
Mabua	OIL FILTERS - 2654408	PIECE	8	188,521
Mabua	OIL FILTERS - 140517050	PIECE	4	84,790

# Kampala Capital City Authority

Annual Financial statements for the year ended 30 June 2016

Mabua	OIL FILTERS - 26544036	PIECE	2	51,863,360
Mabua	OIL FILTERS - 26544036 - 3.1524	PIECE	2	51,865,248
Mabua	PILOT BEARING - FAW	PIECE	2	100,000
Mabua	PILOT BEARING - FORD	PIECE	2	89,000
Mabua	RADIATOR HOSES - CHANGLIN MOTOR GRADER	PAIR	3	540,000
Mabua	RETAINERS/WASHERS - WHEEL LODER	PIECE	60	354,000
Mabua	RIM R16	PIECE	3	1,062,000
Mabua	RIPPER TIPS - BULL DOZER	PIECE	12	5,947,200
Mabua	ROAD SWEEPING BRUSHES	PIECE	200	8,260,000
Mabua	SCARIFER TIPS - GRADER	PIECE	45	14,337,000
Mabua	SHEAR CUTTER	PIECE	20	13,159,360
Mabua	SPARK PLUG	UNIT	1	313,989
Mabua	SPRING BUSHES	PIECE	6	495,600
Mabua	STARTER MOTORS	PIECE	6	8,400,000
Mabua	TIPPING GEAR	PIECE	4	5,600,000
Mabua	TRANSMISSION FILTER - 075131053H - WHEEL KOLLER	PIECE	5	600,000
Mabua	TRANSMISSION FILTER - CA040701 BACKHOE	PIECE	3	360,000
Mabua	TRANSMISSION FILTER - K5555 - WHEEL LOADER	PIECE	3	360,000
Mabua	TRANSMISSION OIL EP 85W/140	LITRE	416	4,236,960
Mabua	TRANSMISSION OIL EP 85W/90	LITRE	1,248	12,265,344
Mabua	TUBES10.00-16 R15	PIECE	6	330,000
Mabua	TUBES 23.5-23 TRJ1175C	PIECE	16	4,240,000
Mabua	TUBES 205-16TR13	PIECE	8	360,000
Mabua	TUBES 215-15 TR15	PIECE	35	13,719,965
Mabua	TUBES -265-70 -16 TR13	PIECE	1	831,250
Mabua	WATER FILTER FS1280 - MOTOR GRADER	PIECE	6	480,000
Mabua	WHEEL CYLINDER XX171	PIECE	4	944,000
Mabua	WHEEL RIM	PIECE	3	1,062,000
Mabua	WIND SCREEN	PIECE	1	1,062,000
	TOTAL			2,736,256,905

## STOCK AT KYANJA RESOURCE CENTRE

Item	Description	Unit of count	Qty	unit cost	total cost
<b>POULTRY SECTION</b>					
Poultry Feeds	Bags 70Kg each	Bags	1	108,900	108,900
Brooding Kits	For poultry brooder	Pieces	31	35,000	1,085,000
Poultry Feeders	Small Wooden rectangular	Pieces	87	2,000	174,000
Poultry Drinkers	Small round	Pieces	81	5,000	405,000
Briquettes	Honey comb	Pieces	68	1,700	115,600
Coffee Husks	Litter	Bags	16	10,000	160,000
Poultry Drugs					

# Kampala Capital City Authority

Annual Financial statements for the year ended 30 June 2016

(i) Amprolium	Powder in 100gm Sachets	Sachets	94	15,000	1,410,000
(ii) Oxyvitamin	Granules in 100gm Sachets	Sachets	65	20,000	1,300,000
(iii) Zagro	Granules in 500gm Sachets	Sachets	1	20,000	20,000
(iv) Tetracycline 25%	Granules in 25gm Sachets	Sachets	12	20,000	240,000
(v) Primovet	Granules in 100gm Sachets	Sachets	23	15,000	345,000
(vi) Piperazine	Powder in 100gm Sachets	Sachets	50	6,000	300,000
(vii) Multi-Aminovet	Powder in 100gm Sachets	Sachets	50	10,000	500,000
(viii) Vitalyte	Powder in 150gm Sachets	Sachets	2	9,000	18,000
(ix) Amin Total	Powder in 150gm Sachets	Sachets	1	12,000	12,000
<b>subtotal (i)</b>					<b>6,193,500</b>
<b>CROP SECTION</b>					
Green Houses	Units for green house	Number	5		
Unused Water tanks	500L Capacity	Pieces			
Barley Grain	For Hydroponic Fodder	Kg	1,269	2,000	2,538,000
<b>Seeds</b>					
(i) Cucumber	Ashley 50gm	Tins	22	6,000	132,000
(ii) Green Pepper	California wonder 50gm	Tins	4	15,000	60,000
(iii) Green Onions	Green Bunching 50gm	Tins	11	12,360	135,960
(iv) Red Onions	Red Coarole bulb onions 50gm	Tins	9	10,300	92,700
(v) Collards	Sukuma wiki	Tins	12	6,200	74,400
(vii) Cauliflower	snowball 50gm	Tins	18	2,000	36,000
(viii) Broccoli	50gm tins	Tins	50	3,000	150,000
(ix) Lettuce	Great Lakes 65gm	Tins	5	6,500	32,500
(x) Egg Plant	Long purple 50gm	Tins	7	7,000	49,000
(xi) Water Melon	Sugar baby 50gm	Tins	29	16,000	464,000
(xi) Carrot	Nates 50gm	Tins	12	7,210	86,520
(xii) Spinach	Ford Hook 50gm	Tins	16	5,150	82,400
(xiii) Celery	50gm	Tins	2	10,000	20,000
(xiv) Ebbuga	Vegetable seeds 50gm	Tins	5	51,500	257,500
Tricel	250ml Chlorpyrifos pesticide	Bottles	6	30,000	180,000
Kohinor	100ml Imidachloprid Pesticide	Bottles	10	15,000	150,000
Kohinor	1 Litre	Bottles	1	150,000	150,000
Orius	1 litre tebuconazole Fungicide	Bottles	1	90,000	90,000
Orius	500ml tebuconazole Fungicide	Bottles	3	45,000	135,000
Victory	500gm sachets	Sachets	5	20,000	100,000
Victory	1kg Sachets	Sachets	3	40,000	120,000
<b>subtotal (ii)</b>					<b>5,135,980</b>
<b>PIGGERY SECTION</b>					
Sow & Weaner	Pig feeds @ 70Kg	Bags	14	80,400	1,125,600
<b>Pig Drugs</b>					
(i) Tectin	Ivermectin Injectable 100ml	Bottles	28	25,000	700,000
(ii) Colvasone	Dexamethasone Injectable 100ml	Bottles	16	10,000	160,000
(iii) Gentavet	Gentamycin injectable 100ml	Bottles	3	15,000	45,000

# Kampala Capital City Authority

Annual Financial statements for the year ended 30 June 2016

(iv) Penstrep	Antibiotic injectable 100ml	Bottles	5	8,000	40,000
(v) Norocleanse	one litre disinfectant	Bottles	3	13,000	39,000
(vi) Oxytetravet	Antibiotic injectable 100ml	Bottles	24	5,000	120,000
(vii) Ferrum 10% & B12	Iron injectable 100ml	Bottles	20	25,000	500,000
(viii) Norodine	Deworming syrup 100ml	Bottles	25	20,000	<del>500,000</del>
(ix) JIK	750ml bottles	Bottles	18	8,000	144,000
(x) Oxytetravet Aerosol	Wound spray 200ml	Cans	24	15,000	360,000
Nipple Drinkers	20 Litre drinkers for pigs	Pieces	16	25,000	400,000
Ear tags	Small plastic tags	Packets	4	2,000	8,000
<b>Subtotal (iii)</b>					<b>4,141,600</b>
<b>TOTAL</b>					<b>15,471,080</b>

**GRAND TOTAL**

**2,751,727,985**

# Kampala Capital City Authority

Annual Financial statements for the year ended 30 June 2016

## L1 SCHEDULE OF CONTINGENT LIABILITIES AS 30.06.2016

1	Hajji Ssenoga Sentamu AliVs.KCCA	374,442,000
2	Sendege, Senyondo & Co Advocates	7,500,000,000
3	Dot services- breach of contract	4,500,000,000
4	Engineers Investments Ltd Vs KCCA	40,408,045
5	Erias Sennoga Kaweesa Vs KCCA	170,000,000
6	Kansaga Garbagge Collection Vs. KCCA	43,997,750
7	Stewart Gawaye Tegule Vs. KCCA	595,628,083
8	Vikar Vector Control(U)Ltd Vs. KCCA	7,289,000
9	Takaya FrankVs. KCCA	11,734,800
10	Alupo Caroline Vs.KCCA	33,172,500
11	LM Engineering Ltd Vs. KCCA	19,720,920
12	Otada Vs. KCCA	1,806,654,595
13	Robinah Nabagereka Zabisunsa Vs. KCCA	1,222,275,000
14	John Ssebunya Vs KCCA	5,000,000
15	Dr. Moses Tako Apiliga Vs KCCA.	17,291,395,900
16	Marketing Information Systems(U)Ltd&Majestic Green Vs. KCCA.	2,000,000,000
17	Kimera Elia&Ors Vs KCCA.	320,000,000
18	Bunyonyi Engineering Ltd Vs. KCCA.	143,713,981
19	David Semanda Vs. KCCA.	24,508,000
20	Fore Services Vs KCCA.	29,200,000
21	Samuel Musoke Bulikiro Vs KCCA.	1,184,663,333
22	Kavi Trading Vs. KCCA.	8,560,900
23	Eng. Micheal Nsereko Vs. KCCA.	1,495,040,000
24	Philly Edward Lutaya Vs. KCCA.	20,000,000
25	Swatcoff Vs. KCCA.	22,000,000,000
26	Malunda Joseph Vs. KCCA	196,000,000
27	Omega ConstructionVs. KCCA.	4,368,267,344
28	Florence Namiiro Vs. KCCA.	200,000,000
29	Ziiwa kayindi Vs. KCCA	700,000,000
30	Senuni Mohammed &33Ors.KCCA.	202,363,200
31	Mulla Peter Vs.KCCA	1,708,000,000
32	Yose Kaweesa Vs KCCA	77,080,000
33	MonitorPublications Ltd Vs KCCA.	600,000,000
34	EquatorTouring Services Ltd Vs. KCCA	30,000,000
35	Mariana Agencies Ltd & Kitandwe Enterprises Ltd Vs KCCA	30,506,131,146
36	Prime Contractors Vs. KCCA	1,352,184,181
	<b>TOTAL</b>	<b>100,789,450,678</b>